



THE ELIOT SCHOOL

CLASSES IN CRAFTS & FINE ARTS FOR ALL AGES

spring/summer 2019

HANDS-ON WORKSHOPS

Easter Egg Decorating

Sunday, Apr 14, 10am–12:30pm
Eliot School, 24 Eliot St., Jamaica Plain

Bring eggs, we'll supply the rest. Open house format. All ages welcome. Keep watch for a neighborhood egg hunt, too, at Loring-Greenough House, 12 South St., Jamaica Plain. Suggested Donation: \$5

Portraits in Color

Sunday, June 30, 2–5pm
Eliot School, 24 Eliot St., Jamaica Plain

Auntie Luce's Talking Paintings tells the story of a young girl's trip to see family in Haiti, and the portrait her Auntie Luce paints of her. Join Wee The People and illustrator Ken Daley for an afternoon of color mixing and portraiture. Celebrate identity and heritage; learn to mix tempera paint in your unique skin colors and paint a portrait of your own. For children age 4 and up and their families.

EXHIBITIONS & TALKS

Faculty Exhibition

"Taking Form: Fibers & Fabric"

**Kristina Goransson,
Merill Comeau, Jodi Colella**

Exhibition Feb 27–Mar 31

Reception Friday, Mar 1, 6–8pm

Artists' Talk Sunday, Mar 3, 3pm

Galatea Fine Art, 460 Harrison Ave. #B-6, Boston

These three artists on our faculty all make fascinating vessels and sculptural forms from fibers and fabric. We are pleased to partner with Galatea Fine Art, a contemporary cooperative art gallery in Boston's SoWa district, to showcase Eliot School instructors and Artists in Residence.



Artists' Talk

Fibers Inside & Outside the Body

Kevin Ohashi & Mihoko Wakabayashi

Sunday, Apr 7, 3–5pm
Loring-Greenough House, 12 South St., Jamaica Plain

Two entrepreneurs who use fibers inside and outside the body compare their work. One adapts free weaving to wearable art; the other invents fiber-based body implants and methods for treating damaged tissues and preventing disease. Kevin Ohashi is a life scientist and venture capitalist. Mihoko Wakabayashi is a philosophical educator, fiber artist and Eliot School instructor. Part of Boston Design Week. Suggested Donation: \$5

COMMUNITY FESTIVAL







Jamaica Plain Porchfest**Circus Arts, Theater & Storytelling**

Saturday, July 13, 12–6pm
Eliot School, 24 Eliot St., Jamaica Plain

While musicians take the stage on porches throughout the neighborhood, we'll host storytellers, Commonwealth Circus Center/Circus UP and the Open Theatre Project with some of Boston's favorite theater companies.



Soon we will look a little different. **And we are excited for you to feel the difference.** Designed with a fresh new look, our new website will make it easy to find classes, sign up, get inspired and engage with us.

-  Find a **CLASS** with our new seamless search
-  **REGISTER** through our new real-time easy online form
-  Explore by date on our new interactive **CALENDAR**
-  Check out our **EVENTS**
-  Learn about our work in **SCHOOLS** throughout Boston
-  Meet our **ARTISTS** in Residence and our **TEENS**



The Eliot School inspires lifelong learning in craftsmanship and creativity for all. Celebrating skills and imagination, we bridge machine tools with handwork, experimentation with tradition. “Art for all” is central to our work. We believe everyone deserves access to excellent art education and the opportunity to make things by hand.

Our classes are small and welcoming. Students—of all ages—cover a range from beginners to experienced artists and artisans. Our Scholarship Fund allows children from low-income households to take classes in our schoolhouse; preference goes to students enrolled in our School & Community Partnerships.

Our Partnership Program brings art and woodworking into Boston’s public schools and community centers. There, our instructors turn classrooms, cafeterias, teachers’ lounges and community rooms into wood shops and art rooms. This year, more than 2,000 students in grades K–12 will experience the pleasures of making things by hand, absorbing literacy and STEM skills in the process.

Our Teen Bridge Program brings together a select group of teens year-round, for multiple years, for art education, mentorship, job training and employment. Teens spend their summers with us working as Teachers’ Aides in our Summer Program for Children, as interns for our annual Artist in Residence or participating in summer intensive art classes to better their skills. This season’s Artist in Residence is L’Merchie Frazier.

We invite you to join us with hammer, thimble, camera or brush. Satisfy your desire to create, enjoy the pleasures of craftsmanship—and support our work spreading “art for all” throughout Boston.

Where to Find Us

Schoolhouse: 24 Eliot Street

Our schoolhouse is located in the center of Jamaica Plain, halfway between the Jamaicaaway and the Soldiers’ Monument, where Eliot, South and Centre Streets meet.

T: Orange Line to Forest Hills stop; walk or take Bus 39 or 48 to Eliot St.

Bicycle: BLUEbikes (formerly Hubway) station at Curtis Hall Community Center, Eliot and Centre Streets.

Carpool: Download the app at www.carpool.life.

Parking: Plenty of on-street parking. Free lighted lot on Thomas St. behind Blanchard’s one block away.

Annex: 253 Amory Street ♿

Our annex is a block from the Stonybrook T station, near the Brewery Complex.

T: Orange Line to Stonybrook stop.

Parking: Parking is limited.

617.524.3313 | info@eliotsschool.org

Mail

PO Box 300351
Boston MA 02130

Schoolhouse & Registrar

24 Eliot Street
Jamaica Plain MA

Annex & Administration

253 Amory Street
Jamaica Plain MA ♿

Children & Teen Classes	
Woodworking	2
Tinkering	3
Sewing & Fiber Arts	3
Visual Arts	3
Photography	4
Summer Program for Children	5
Community Programs	
School & Community Partnerships	6
Professional Development Workshops for Teachers	7
Teen Bridge	7
Artists in Residence	7
Moving & Making with Boston’s Great Museums	8
Adult Classes	
Summer Intensives	10
Woodworking & Furniture	12
Upholstery & Restoration	17
Sewing & Fashion	18
Fiber Arts	21
Drawing & Painting	23
Book & Paper Arts	28
Prints & Photographs	29
Mixed Media & Other Crafts	31

- Register & pay online
- Sign up for email announcements
- Policies on refunds, discounts, inclement weather, etc.
- Supply lists for courses, where to shop, links
- Faculty profiles
- Scholarship details
- Safety information and more...

Woodworking

Each woodworking class incorporates beginners and experienced students, with new projects each session. Small classes allow for individual attention. As students gain experience, they build familiarity with tools and materials. **Younger children** start with hand tools and small projects. Continuing students undertake more complex projects, gaining appreciation for wood as a creative medium. **Teens** advance to shop etiquette, milling, joinery, layout and power tools. Teens 17 and up may join our adult classes.

All classes emphasize safety and the process of learning by doing. We provide materials for all projects. For some classes, instructors will inform students to bring their own supplies. Some instructors allow parents to stay if they wish.

TEENS TAKE NOTE:

Teens 13 and up are welcome in many adult classes, given instructor's permission. Contact us for details. Teens 17 and up may join all adult classes.

***Note:** Class start times vary to accommodate students from schools with different closing times.

Very Beginning Woodworking Ages 4–6 CC513

Limit 6 students

Section 1: 10 Tuesdays, 2:30–3:30pm (Abigail Naele)

1S: Apr 2–June 11 (no class Apr 16)

Section 2: 10 Tuesdays, 4–5pm (Abigail Naele)

2S: Apr 2–June 11 (no class Apr 16)

Section 3: 10 Wednesdays, 3:30–4:30pm

3S: Apr 3–June 12 (no class Apr 17)

Section 4: 10 Thursdays, 2:30–3:30pm (Julia Cseko)

4S: Apr 4–June 13 (no class Apr 18)

Section 5: 10 Thursdays, 4–5pm (Julia Cseko)

5S: Apr 4–June 13 (no class Apr 18)

\$212

Kids' Beginning Woodworking Ages 6–8 CC522

Limit 8 students

Section 1: 8 Mondays, 4–5:15pm (Abigail Naele)

1S: Apr 8–June 10 (no class Apr 15, May 27)

\$180

Section 2: 10 Wednesdays, 4:30–5:45pm (Julia Cseko)

2S: Apr 3–June 12 (no class Apr 17)

Section 3: 10 Thursdays, 4–5:15pm (Julia Cseko)

3S: Apr 4–June 13 (no class Apr 18)

\$225

Kids' Woodworking Ages 9–12 CC414

Limit 8 students

Section 1: 10 Tuesdays, 4–5:15pm (Isaac Watts)

1S: Apr 2–June 11 (no class Apr 16)

\$245

Section 2: 9 Saturdays, 1–3pm (Nancy King, Susan Vannini)

2S: Apr 6–June 15 (no class Apr 20, May 26)

\$320

Kids' Advanced Woodworking Ages 10–14

CC702

For students who have taken at least 2 woodworking classes and are ready for the next level. *Limit 8 students*

Section 1: 9 Saturdays, 1–3pm (Abigail Naele)

1S: Apr 6–June 15 (no class Apr 20, May 26)

\$320

Teen Woodworking I Ages 13–17 CC442

Limit 8 students

Section 1: 8 Sundays, 4–6pm (Isaac Watts)

1S: Apr 14–June 16 (no class Apr 21, May 26)

\$290

Teen Woodworking II Ages 14–17 CC783

For students who have taken *Teen Woodworking I* and are ready for an advanced level. By instructor's permission only. *Limit 8 students*

Section 1: 8 Sundays, 2–4pm (Isaac Watts)

1S: Apr 14–June 16 (no class Apr 21, May 26)

\$290

Teen Wood Turning Ages 13–17 CW800

Embrace the magic of the lathe. Starting with a raw section of a tree, turn a bowl or ornament. Take this course on its own or combine it with *Teen Woodworking I* or *II*. *Limit 8 students*

Section 1: 2 Sundays, 4–6pm (Ken Lindgren)

1S: June 23 & 30

\$153

Tinkering

Tinkering & Inventing Ages 10–14 CC856

Develop problem-solving skills, curiosity, creativity and agency through making. Think like an inventor: create rules, then adjust them as results change. Use exploration, mistakes and surprises to provoke invention. Incorporate some mechanics, electricity and unexpected materials. A series of short projects builds essential skills, followed by a group challenge and individual or small group projects. Each term is different, and students are encouraged to continue throughout the year. *Limit 8 students*

Section 1: 8 Mondays, 4:30–6pm (TBA)

1S: Apr 8–June 10 (no class Apr 15, May 27)

\$275

Sewing & Fiber Arts

Newcomers and returning students mix hand and machine sewing. Small classes allow for individual attention, encouraging students to share and learn new skills. Younger children start by hand with simple projects like pincushions and pillows. Older children advance to aprons, doll clothes and clothing. Materials are provided for the first class. The instructor will advise what to bring, including personal choices of fabric and a sewing kit. Register for more than one term and make new projects each time.

Kids' Beginning Sewing Ages 6–8 CC598

Limit 8 students

Section 1: 8 Mondays, 4–5:15pm (Carol Price)

1S: Apr 8–June 10 (no class Apr 15, May 27)

\$190

Section 2: 10 Wednesdays, 4–5:15pm (Carol Price)

2S: Apr 3–June 12 (no class Apr 17)

\$230

Kids' Sewing Ages 9–12 CC112

Limit 8 students

Section 1: 9 Saturdays, 1–3pm (Carol Price)

1S: Apr 6–June 15 (no class Apr 20, May 25)

\$325

Teen Sewing Ages 12–16 CC857

Limit 6 students

Section 1: 10 Tuesdays, 4–5:30pm (Carol Price)

1S: Apr 2–June 11 (no class Apr 16)

\$255

Teen Fashion: Design & Sew Ages 12–16 CC525

Take an existing pattern or piece of clothing and revise it to express your personal style. Expect to complete a new pattern and a piece of clothing. Two sessions each term introduce basic fashion portfolio skills. *Prerequisite: Kids' or Teen Sewing class or equivalent skills. Limit 7 students*

Section 1: 9 Saturdays, 3:30–5:30pm (Carol Price)

1S: Apr 6–June 15 (no class Apr 20, May 25)

\$320

Visual Arts: Drawing, Painting & More

Our art classes emphasize the pleasure of making things, exploring a variety of media, methods and techniques. Students develop skills, imagination and confidence while having fun in a non-competitive environment. All classes encourage cooperation, curiosity and creative thinking.

Classes combine artists of all levels with new and different projects each session. Many children return for multiple semesters to create new projects, overcome challenges and gain new skills. Small classes allow for individual attention. Materials are provided unless otherwise noted.

Tot Zone Ages 2–3 with adult CC600

Get messy and have fun exploring a variety of materials together. *Limit 5 adult/child pairs*

Section 1: 7 Mondays, 10–11am (TBA)

1S: Apr 22–June 10 (no class May 27)

\$150



Little Artist, Big Artist Ages 3–5 with adult CC819

Parallel play: Children and their adult companions work on their own versions of the same projects.
Limit 5 adult/child pairs

Section 1: 10 Fridays, 1:30–2:30pm (TBA)

1S: Apr 5–June 14 (no class Apr 19)

\$250

Drop-in CC979

\$25 per class. Registration required at least 24 hours in advance.

Adventures in Art Ages 6–9 CC252

Section 1: 9 Wednesdays, 4:45–6pm (Melissa Clouser)

1S: Apr 10–June 12 (no class Apr 17)

\$240

Section 2: 9 Saturdays, 1–2:30pm (Liz Perry)

2S: Apr 6–June 16 (no class Apr 20, May 25)

\$265

Adventures in Art Ages 7–10 CC1027

Limit 8 students

Section 3: 8 Mondays, 4:45–6pm (Brooke Scibelli)

3S: Apr 8–June 10 (no class Apr 15, May 27)

\$210

Drawing & Painting Ages 7–10 CC1034

Limit 8 students

Section 1: 9 Saturdays, 10:30am–12pm (Liz Perry)

1S: Apr 6–June 15 (no class Apr 20, May 25)

\$256



Drawing & Painting Ages 10–14 CC356

Limit 8 students

Section 2: 9 Saturdays, 3:30–5:30pm (Liz Perry)

2S: Apr 6–June 15 (no class Apr 20, May 25)

\$275

Comics I Ages 9–12 CC549

Make your own comics. Looking at *anime* and *manga*, learn how to tell stories in visual form. Create dynamic characters, stories and visuals with a collaborative artist-writer teaching team. *Limit 8 students*

Section 1: 10 Thursdays, 4–5:30pm (Rob Stull, Kate Donius)

1S: Apr 4–June 13 (no class Apr 18)

\$285

Section 2: 9 Saturdays, 1–2:30pm (L J-Baptiste, Kate Donius)

2S: Apr 6–June 15 (no class Apr 20, May 25)

\$265

Comics II Ages 9–12 CC859

Build on basics learned in *Comics I*. Develop your characters and stories and refine your visuals with a collaborative artist-writer teaching team. *Prerequisite: One session of Comics I and instructor's permission. Limit 8 students*

Section 3: 9 Saturdays, 10:30am–12pm (L J-Baptiste, Kate Donius)

3S: Apr 6–June 15 (no class Apr 20, May 25)

\$265

Teen Comics Ages 13–17 CC706

For comic book artists ready to go to the next level. Advance your skills in storytelling, drawing, lettering and inking. Learn to master professional tools and techniques. Throughout, we will look closely at narrative and visual techniques in your favorite comics and graphic novel classics. *Limit 8 students*

Section 1: 9 Saturdays, 3:30–5:30pm (L J-Baptiste, Kate Donius)

1S: Apr 6–June 15 (no class Apr 20, May 25)

\$310

Teen Artist Portfolio Ages 13–17 CC707

Focus on your strengths and unique voice. Bring examples of your best work to the first class, along with a portfolio to store your art. Get ready to pass your audition for high school or college. This class meets at the Eliot School Annex, 253 Amory St., Jamaica Plain. *Limit 10 students*

Section 1: 9 Saturdays, 3:30–5:30pm (Julissa Zavala)

1S: Apr 6–June 15 (no class Apr 20, May 25)

\$310

Digital Photography Ages 9–12 CC708

Explore digital photography, alternative printing techniques and more. All levels welcome. *Limit 8 students*

Section 1: 9 Tuesdays, 4–5:30pm (Brooke Scibelli)

1S: Apr 2–June 11 (no class Apr 16)

\$210

“The teacher was great not only with kids but also with parents. Very open, welcoming environment. My son really enjoyed the classes and at the same time he learned real art techniques.”

Summer Program for Children

Craftsmanship, creativity and fun! Our classes are small with lots of attention for each child. All levels are welcome. Each week has new projects, new skills and new materials. Sign up for one or many.



So much fun!

See photos from last year at www.facebook.com/Eliot.School

Each program is one week, Monday–Friday.

Mornings: 9am–12pm, *afternoons:* 12:30–3:30pm, with supervised lunch between. Register for half or full days.

Cost per week

\$250 for half day, \$420 for full day

Week of July 2: \$200 for half day, \$340 for full day (*no class July 4*)

Early Drop-Off/Extended Day: Leave your child with us for some relaxed time outdoors (if weather permits) or in our art room. Mixed ages, 6–14.

Early Drop-Off: 8–9am, \$60/week

Extended Day: 3:30–5:30pm (pick up 5–5:30pm), \$120/week (*no class July 4*)

Week of July 2: Early Drop-Off \$48, Extended Day \$96 (*no class July 4*)

Scholarships

We welcome children from low-income families to attend our Summer Program for Children and classes throughout the year. Download our scholarship form: eliotschool.org/scholarships or contact us:

info@eliotschool.org.

Week 1 June 17–21

Morning

ages 6–8 LEGO with DEILab 1-A2

ages 9–12 Sewing and Style 1-A3

ages 9–12 Woodworking 1-A1

Afternoon

ages 6–8 Woodworking 1-P1

ages 9–12 LEGO with DEILab 1-P2

ages 9–12 Fantastic Photo 1-P3

Week 2 June 24–28

Morning

ages 6–8 Woodworking 2-A1

ages 6–8 Art Express 2-A3

ages 9–12 Invention Zone 2-A2

Afternoon

ages 6–8 Invention Zone 2-P2

ages 6–8 Sewing and Style 2-P3

ages 9–12 Woodworking 2-P1

Week 3 July 1–5 (*no class July 4*)

Morning

ages 6–8 Art Zone 3-A2

ages 6–8 Comics 3-A3

ages 9–12 Woodworking 3-A1

Afternoon

ages 6–8 Woodworking 3-P1

ages 6–8 Duct Tape Madness 3-P2

ages 9–12 Comics 3-P3

Week 4 July 8–12

Morning

ages 6–8 Woodworking 4-A1

ages 6–8 Art Zone 4-A2

ages 9–12 Invention Zone 4-A3

Afternoon

ages 6–8 Art Express 4-P2

ages 6–8 Invention Zone 4-P3

ages 9–12 Woodworking 4-P1

Week 5 July 15–19

Morning

ages 6–8 Robotics with DEILab 5-A2

ages 9–12 Woodworking: Skateboards 5-A1

ages 9–12 Exploring Photography 5-A3

Afternoon

ages 6–8 Woodworking 5-P1

ages 9–12 Robotics with DEILab 5-P2

ages 9–12 Sewing and Style 5-P3

Week 6 July 22–26

Morning

ages 6–8 Animation 6-A2

ages 6–8 Sewing and Style 6-A3

ages 9–12 Woodworking 6-A1

ages 12–14 Comics and Graphic Novels 6-A4

Afternoon

ages 6–8 Woodworking 6-P1

ages 6–8 Art Express 6-P3

ages 9–12 Animation 6-P2

ages 12–14 Studio Art 6-P4

Week 7 July 20–Aug 2

Morning

ages 6–8 LEGO with DEILab 7-A2

ages 9–12 Woodworking 7-A1

ages 9–12 Art Zone 7-A3

ages 12–14 Animation with KXB Studio 7-A4

Afternoon

ages 6–8 Woodworking 7-P1

ages 9–12 Animation with KXB Studio 7-P4

ages 9–12 LEGO with DEILab 7-P2

ages 12–14 Photography 7-P3

School & Community Partnerships

Hands-on Learning for All

We believe all young people have the right to great art education and opportunities. Through our School & Community Partnerships, we bring art instruction to young people where they are, in schools and community sites. We work to increase access for all and provide in-depth art experiences for those wanting more. We also offer training and support for teachers. As the needs of our communities change, our partnerships continue to evolve.

On-the-Ground Instruction All Children Deserve Art Every Week

Our high-quality classes take place across Boston—in schools, libraries and community centers. There, we reach children who may not receive art, woodworking or tinkering classes anywhere else.

Our programs ignite creativity, enjoyment and the pride of accomplishment as children make objects and art by hand. Our curriculum supports literacy and STEM and aligns with Common Core State Standards. We serve a broad range of learners, including English Language Learners, students with behavioral challenges and students with disabilities.

This year, we are proud to teach more than 2,000 students throughout the city, from Kindergarten through Grade 12.

Scholarship Fund Eliminating Barriers to the Arts

Our Scholarship Fund eliminates financial barriers so that young people from our partner schools and community sites can take part in immersive arts learning at our schoolhouse. Students from low-income households attend our Summer Program for Children and classes during the school year free of charge.

Art Teachers Alliance Supporting Teachers & Quality Teaching

Good teaching depends on skilled, well-supported faculty. Our Art Teachers Alliance offers a professional development series open to all art teachers from the Eliot School, Boston Public Schools, charter schools and community partners (no membership required). It improves skills, shares resources and builds collegiality among peers.

Wee The People

The Eliot School is pleased to partner with Wee The People, a social justice project leading kid-powered resistance with interactive story times, art and games. Wee The People's mission is to *inspire* children to discover the power of their own voices, *explore* resistance through the arts and *support* adults in starting difficult conversations with kids about difference, equity and justice. More at weethepeopleboston.org.



Find out more: Select
“Partnerships” on our website
or contact Alison Croney Moses:
acroney@eliotschool.org

Current & Recent Partners

Boston Public Schools

Boston Collegiate Charter • Boston Green Academy • Boston Teachers Union • Brooke Charter Mattapan • Brooke Charter Roslindale • Chittick Elementary • Codman Academy • Conley Elementary • Curley K-8 • Davis Leadership Academy • Dearborn STEM Academy • Dudley Street Neighborhood Charter • Ellison/Parks Early Education School • English High • Grew Elementary • Guild Elementary • Haynes Early Education Center • Henderson Inclusion K-12 • Irving Middle • Mattahunt Elementary • McCormack Middle • McKinley Elementary • McKinley Middle • McKinley South End Academy • Mozart Elementary • Murphy K-8 • Neighborhood House Charter • Philbrick Elementary • Sumner Elementary • UP Academy Charter • Young Achievers

Other Schools & Programs

BCYF Leahy Holloran Community Center • BCYF Mildred Avenue Community Center • BCYF Perkins Community Center • BCYF Roslindale Community Center • Boston Explorers • Boston Public Libraries • Boy Scouts of America/Boston Minuteman Council • British School of Boston • The Children's Room • COMPASS School • Franklin Hill Boys & Girls Club • German International School • Meridian Academy • MGH Backup Child Care Center • The Nurture at Mildred C. Hailey Apartments • Orchard Gardens Boys & Girls Club • Roxbury Tenants Association of Harvard • South Street Youth Center • West End House

Summer Workshops

Boston Explorers • Dorchester Boys & Girls Club • East Boston Social Centers • Harbor Discoveries • Jackson Mann Community Center • Jordan Boys & Girls Club, Chelsea • Keylatch Summer Program • Menino Community Center • South Boston Outreach • Sportsmen's Tennis Club • West End House • Write Boston

Professional Development Workshops for Teachers

Our Art Teachers Alliance works to build skills, share resources and strengthen peer support among Eliot School art teachers and others who teach art of all kinds, including music, dance and drama, to children in schools and community settings. Each year, we present a series of Professional Development workshops around art teachers' pressing needs. This year, we have focused on cultural competency and racial justice—or, in the language of Boston Public Schools, *culturally and linguistically sustaining practices*. Our Professional Development workshops have concluded for the 2018–19 school year and will pick back up in Fall 2019.

Want to be in the loop? Join our mailing list:
Email Charlotte Huffman: chuffman@eliot.school.org

“I would not have missed a second of this course.”



Teen Bridge

A dedicated group of teens from our partner schools participate outside of school time in a year-round program combining art education and experience, mentorship, job training and employment. We encourage these teens to develop their voice and their skills, teach them to work as art teachers' aides and connect them with Boston-based artists and opportunities. Participants help shape the program. Recruitment takes place every fall, with new teens joining each January and continuing throughout high school.

Artists in Residence

Each year, a Boston-based artist engages across the Eliot School's programs to create work around a chosen theme. Second-year participants in Teen Bridge support the artist as interns during an intensive process of collaborative design, art making and community engagement.

L'Merchie Frazier, the Eliot School's 2019 Artist in Residence, is a public fiber artist, innovator, poet, holographer and Director of Education and Interpretation for the Museum of African American History, Boston/Nantucket. For fifteen years she has been engaged in highlighting and curating the Museum's collection and exhibits, in providing place-based education and interdisciplinary history programs, projects and lectures, most recently promoting STEM/STEAM education pedagogy, and in managing the successful Faculty/Teachers' Institutes and their extension, The Cross Cultural Classroom, a benefit marketed to independent education entities, municipalities and corporations. Since 2007 she has designed and delivered history and art-making projects every summer with MLK Scholar high school students for the Museum of African American History.

2019 Residency: “New Urban Monuments: Stand Up Inside Yourself!”

Monuments stand to materialize memorial practices that shape the American landscape. Recent calls for the literal destruction of certain public monuments respond to ideals for American democracy. Why do these hard relics, which represent a divided America and frame challenges to democratic possibilities, remain to shape public memory in our neighborhoods and parks? How do we create new monuments that engage new ideas emerging from our communities? Through this project, L'Merchie Frazier and Teen Bridge youth will collaborate on a project that investigates these questions and engages the larger public in the process.

Community-based workshops will take place at partner sites throughout Spring and Summer 2019. The final work will be unveiled during the Jamaica Plain Open Studios in September, and a final presentation—an exhibition, reception and artists' talk—will take place at Galatea Fine Art in the Fall.

Moving & Making with Boston's Great Museums

Join us as the Eliot School partners with two of Boston's great museums, with opportunities to create art reflecting on the seasons' provocative and delightful exhibitions.

Fuller Craft Museum

455 Oak St., Brockton

Felt: Fiber Transformed

Felting is older than weaving and spinning. The process begins with a simple and repetitive manipulation of wool, rolling and squeezing wet matter, adding more roving or jabbing time and again with barbed needles to interlock the strands. Simply put, the wool fibers are transformed. In this exhibition, six contemporary artists take off from these basic methods to create a panoply of felted craft. Artists include Eliot School instructor Eva Camacho-Sanchez.

Exhibition Nov 17, 2018–May 12, 2019

NEW Nuno Felting AW610

Combine wool fibers with a silk backing to create a single cloth: a scarf or wall hanging. This fun, labor-intensive process yields a gorgeous, one-of-a-kind piece of art to show or to wear. *Limit 8 students*

Section 1W: Friday, Mar 15, 10am–3pm (*Kristina Goransson*)

\$75. Materials: \$25 payable in class

At the Eliot School

Nuno Felted Luxury Scarf

Create a unique textured surface by felting merino wool onto silk fabric. Learn shingling and how to lay out, roll and agitate wool. Start by making samples to understand how wool acts and how to create texture. Then spend individual time with the instructor planning design, color and composition, before completing your piece. *Limit 12 students*

Saturday & Sunday, May 19 & 20, 10am–4pm (*Eva Camacho*)

Member \$195. Non-Member \$250.

At Fuller Craft Museum

Register at fullercraft.org

Rooted, Revived, Reinvented: Basketry in America

American basketry has extended from origins in Native American, enslaved and immigrant communities to the contemporary fine art world. The baskets in this exhibition convey meaning and interpret American life through the artists' choices of materials, techniques, patterns and textures, exploring Cultural Origins, Living Traditions, New Basketry, Basket as Vessel and Beyond the Basket. Organized by the National Basketry Organization in partnership with the University of Missouri and curated by Jo Stealey and Kristin Schwain.

Exhibition May 18–Aug 18



Wicker Basketry I AW934

Wicker—pliable willow twigs—lends itself to weaving and is a traditional material for utilitarian and decorative baskets. Explore basic basket structures, various weaving materials and commonly used tools. Learn to construct base, sides and rim, and go home with a small, handsome basket and the skills to make more. *Limit 6 students*

Section 1S: 2 Sundays, Apr 28 & May 5, 1–5pm (*William Krier*)

\$115. Materials: \$20 payable in class

At the Eliot School

Wicker Basketry II AW951

Dive deeper into basket weaving. Learn more advanced wicker weaving techniques, how to finish baskets with new rim patterns and how to create baskets using a split-spoke base. You are welcome to take this class more than once to continue to build your skills. *Prerequisite: Wicker Basketry I or equivalent skills. Limit 6 students*

Section 1: 3 Sundays, 1–4pm (*William Krier*)

1W: Feb 24–Mar 10, 9:30am–12:30pm (*snow day make-up Mar 17*)

1M: June 2–16, 1–4pm

\$135. Materials: \$20 payable in class

At the Eliot School

Museum of Fine Arts

465 Huntington Avenue, Boston

Gender Bending Fashion

Fashion has a rich history of blurring and redefining expectations binding gender and dress. The garments on view speak to societal shifts across the past century—including changing gender roles, increasing visibility of LGBTQIA communities and the rise of social media as a powerful tool for self-expression. Narratives emerge, touching on issues of gender identity and expression, sexuality, race, class, pop culture, activism and social justice.

Exhibition Mar 21–Aug 25

NEW Genderfluid Fashion:

An Upcycling Workshop AC1063

Inspired by the MFA exhibition, *Gender Bending Fashion*, create a one-of-a-kind gender-bending garment. After discussing elements of the MFA exhibition and highlights from the history of gender in fashion, manipulate traditionally masculine and feminine style elements using one or more existing garments as a starting point. Learn a variety of upcycling techniques, including refashioning, alterations for fit and style, embroidery and other embellishments. Please see the exhibition before you come to class. *Prerequisite: Basic Sewing or equivalent. Limit 8 students.*


Section 1: Sunday, June 30, 10am–3pm (Taylor McVay)

\$85. Materials list online

At the Eliot School

Studio Art Classes with the MFA

The Eliot School is pleased to continue a longstanding partnership with the Museum of Fine Arts’ Studio Art Classes program, in which the museum’s Education Department directs patrons to Eliot School classes.



Handmade Gifts


Create special gifts for holidays, birthdays and celebrations. Your own individual touch makes each piece into a memorable personal gift.

- Intermediate Woodworking: Small Table ___ pg. 13
- Intermediate Woodworking: Mantle Clock ___ pg. 13
- Wood Turning: Bowls & Beyond _____ pg. 14
- Carved & Painted Boxes _____ pg. 14
- Dovetail Toolbox _____ pg. 15
- Turned & Carved Mallet _____ pg. 15
- Turned Bud Vase with Glass Sleeve _____ pg. 15
- Marbled Wood Plates _____ pg. 16
- Wood Turning: Pens _____ pg. 16
- Contemporary Art Quilt _____ pg. 21
- Wicker Basketry I and II _____ pg. 22
- Pet/Animal Portrait _____ pg. 27
- Wild Journals _____ pg. 28
- Flag Books _____ pg. 28
- Celebration Accordion Books _____ pg. 28
- Silkscreened Greeting Cards _____ pg. 29
- White Line Woodcut Printing _____ pg. 29
- Printmaking for Creative Collage _____ pg. 29
- Matchbox Art _____ pg. 31
- Smalti Glass Mosaics _____ pg. 31
- Wire Wrapping & Wire Crocheting Jewelry ___ pg. 32
- Beading, Bead Weaving & Weaving
 - Crochet Jewelry _____ pg. 32
 - Glass Mosaic Jewelry _____ pg. 32
 - Glass Fusing _____ pg. 32
 - Marbling for Home Decor _____ pg. 32
 - Cold-Process Soap _____ pg. 32
 - Easy Glycerin Soap _____ pg. 32

Summer Intensives: Fiber, Fashion, Fine Arts

Immerse yourself in craftsmanship, creativity and community. The experience is enriched by a diverse group of faculty and students who join us from around the country. Mingle with other students in the wood shop, art room and sewing room during our welcome breakfast and daily lunch breaks. Exchange ideas and get inspired during classroom walk-throughs.

“I had a phenomenal time. It’s by far the best vacation I’ve had.”



Dyeing to Felt AC937

Section 1M: Monday–Friday, July 1–5, 10am–3pm *(no class July 4)*
(Kristina Goransson)

\$395 Materials: \$30 payable in class

See pg. 21

NEW Fundamentals of Hand Quilting AC1035

Section 1M: Monday–Friday, Aug 5–9, 9am–4pm *(Kate Herron)*

\$500. Materials list online

See pg. 21

NEW Fashion Studio AC1066

Section 1M: Monday–Friday, Aug 12–16, 9am–4pm *(Carol Price)*

\$500. Materials list online.

See pg. 20

NEW Custom Dress Form & Draping AC1037

Section 1M: Monday–Friday, Aug 19–23, 9am–4pm *(Taylor McVay)*

\$500. Materials: \$30 payable in class

See pg. 20

NEW Beyond Felting: Silk, Wool, Paper AC1034

Section 1M: Monday–Friday, Aug 19–23, 9am–4pm *(Eva Camacho)*

\$20. Materials: \$25 payable in class; additional materials listed online

This class is presented thanks to underwriting from an anonymous donor.

See pg. 21

NEW SAORI Weaving: Weave, Sew & Wear AC1036

Section 1M: Monday–Friday, Aug 26–30, 9am–4pm

(Mihoko Wakabayashi)

\$520. Materials: \$30 payable in class; additional materials listed online

See pg. 21

NEW Shoemaking: Leather Sandals AC1065

Section 1M: Monday–Friday, Aug 26–30, 9am–4pm *(Malika Green)*

\$520. Materials: \$30 payable in class; additional materials listed online

See pg. 21

NEW Painting Studio AC1038

Section 1M: Monday–Friday, July 15–19, 9am–3pm *(Bob Collins)*

\$475. Materials: \$30 payable in class; additional materials listed online

See pg. 26

NEW Mixed Media Studio Immersion AC1041

Section 1M: Monday–Friday, Aug 12–16, 9am–4pm *(Merill Comeau)*

\$500. Materials: \$50 payable in class

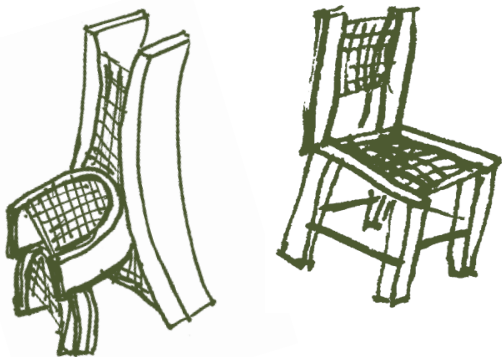
See pg. 31

Monotype Printing Intensive AC1040

Section 1M: Monday–Thursday, Aug 12–15, 9am–3pm *(Lynda Goldberg)*

\$375. Materials: \$30 payable in class; additional materials listed online

See pg. 30



Wood Turning Week: Bowls & Beyond AC760

Section 1M: Monday–Friday, Aug 5–9, 9am–4pm (*Ken Lindgren*)
\$520. Materials: \$70 payable in class; additional materials, including wood, will be available for purchase in class
 See pg. 14

NEW Wood Turning Week Level II AC1043

Section 1M: Monday–Friday, Aug 12–16, 9am–4pm (*Rick Angus*)
\$520. Materials, including wood, will be available for purchase in class
 See pg. 14

Carved & Painted Boxes AC1029

Section 1M: Monday–Friday, Aug 19–23, 9am–4pm (*Dan Paret*)
\$500. Materials: \$75 payable in class
 See pg. 14

NEW Live-Edge Coffee Table AC1042

Section 1M: Monday–Friday, Aug 26–30, 9am–4pm (*Andrew Riiska*)
\$520. Materials, including wood, will be available for purchase in class
 See pg. 14

Upholstery Intensive AC711

Section 1M: Monday–Friday, Aug 5–9, 9am–4pm (*Seymour Beckford*)
Section 2M: Monday–Friday, Aug 12–16, 9am–4pm (*Seymour Beckford*)
Section 3M: Monday–Friday, Aug 19–23, 9am–4pm (*Seymour Beckford*)
\$520 per week. Includes basic materials, with additional materials available for purchase in class

Section 4M: Tuesday–Friday, Sept 3–6, 9am–4pm (*Kathleen Gaskin-Holland*)
\$420. Includes basic materials, with additional materials available for purchase in class

“The teacher passed along a lot of information, tips and techniques to us. She spent a lot of one-on-one time with each student and helped everyone bring their ideas to fruition. We all had very different ideas and varying levels of experience, but we all left with at least one piece that we were happy with.”

The Artisan’s Table

Turn tableware and print your own table linens. Sign up for one workshop or more.

Wood Turning Week I & II	pg. 14
Wood Turning: Bowls & Beyond	pg. 16
Marbleized Wood Plates	pg. 16
Marbling Fabric	pg. 23
Silkscreen in Your Kitchen Sink	pg. 29

Gift Certificates

Give a gift of creativity for birthdays, anniversaries or holidays. Gift certificates are available in any amount and may be redeemed any time during the year.



Woodworking & Furniture

Basic Woodworking: Box is the prerequisite for many of our woodworking classes. Learn fundamentals as you work a given plan through to completion using hand and power tools. Learn shop etiquette and properties of wood, interpret a plan, cut and mill stock and use basic joinery. This class prepares you for using your own wood shop, joining our *Woodworking Open Shop* sessions or advancing to additional classes.

Intermediate Woodworking classes reinforce basic skills and take you further. Introduce elements of your own design. Add the band saw, drill press, mortising machine and more to your repertoire while increasing your comfort with table saw, planer and jointer.

Woodworking Open Shop follows an open format. It's like a shop away from home, with tools, mentorship and community. Students design and construct projects of their choice. Expert instructors offer guidance on design, construction and finishing, based on individual needs. Students often stay for multiple semesters, enjoying the camaraderie of the shop and progressing to more ambitious projects over time.

All classes stress safe, effective use of hand tools and machines.

Pathway to Fine Woodworking

Build your skills one step at a time.

First, establish basic skills:

- Basic Woodworking: Box
- Basic Hand Woodworking: Small Dovetail Box
- Intermediate Woodworking classes: Small Table, Hope Chest, Mantel Clock

Master joinery and finishing:

- Hand Dovetail Joints
- Mortise & Tenon Joints
- Finishing for Woodworkers

Add basic turning and carving:

- Wood Turning: Bowls & Beyond
- Woodcarving

Build your own projects:

- Woodworking Open Shop
- Intro to Studio Furniture Design & Making

A variety of workshops and additional classes work well for a variety of skill levels. See pages 4–6.

“Our teacher knows his craft well and does a great job passing his skills on to others.”

Basic Woodworking: Box AC474

Learn fundamentals as you work a given plan through to completion. With a focus on six essential power tools, learn shop etiquette and properties of wood, interpret a plan, cut and mill stock and use basic machine joinery. This class qualifies students for intermediate classes and for *Woodworking Open Shop*. It is our gateway to more advanced woodworking. Complete attendance is required to fulfill this requirement. See our withdrawal policies online. *Limit 8 students*

Section 1: 6 Fridays, 1–4pm (*Andrew Riiska*)

1S: Mar 22–Apr 26

Section 2: 6 Mondays, 6:30–9:30pm (*Julio Fuentes*)

2S: Mar 25–Apr 29

Section 3: 6 Saturdays, 3:30–6:30pm (*Andrew Riiska*)

3S: Apr 13–May 18

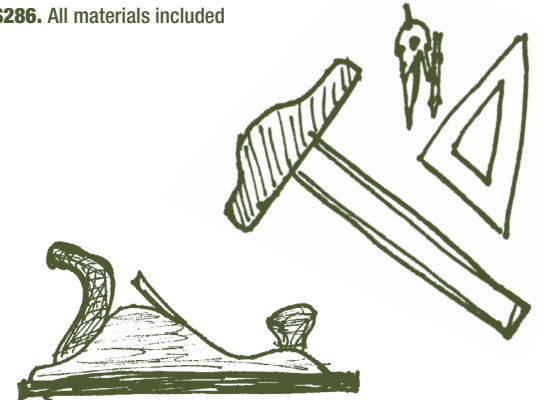
Section 4: 6 classes: Wednesdays & Mondays, 6:30–9:30pm (*TBA*)

4S: Apr 17–May 13 (*no class Apr 22, Apr 29*)

Section 5: 6 Sundays, 10am–1pm (*TBA*)

5M: July 14–Aug 18, 10am–1pm

\$286. All materials included



Intermediate Woodworking: Small Table AC943

Create a customizable Shaker table. Choose your own dimensions for an end table, coffee table or other small table. Learn how to adapt the dimensions of a basic design. Then join boards for your tabletop using a biscuit jointer, cut tapered legs and use a mortising machine for mortise and tenon joinery. *Prerequisite: Basic Woodworking. Limit 6 students*

Section 2: 6 Saturdays, 3:30–6:30pm (Andrew Riiska)

2W: Feb 23–Mar 30 (snow day make-up Apr 6)

Section 3: 6 Mondays, 6:30–9:30pm (Julio Fuentes)

3S: May 20–July 1 (no class May 27)

Section 4: 6 Saturdays, 3:30–6:30pm (Andrew Riiska)

4S: May 25–June 29

\$350. All materials included

Intermediate Woodworking: Mantel Clock AC858

Add the band saw, drill press and hand mortise and tenon joints to your repertoire and increase your comfort with table saw, planer and jointer. Introduce an element of your own design as well. Build an Arts and Crafts style mantel clock with mortise and tenon joinery and a veneered panel set in a glass door. *Prerequisite: Basic Woodworking. Limit 6 students*

Section 1: 6 Thursdays, 12:30–3:30pm (Michael Gleason)

1W: Feb 21–Mar 28 (snow day make-up Apr 4)

\$290. All materials included

**Woodworking Open Shop** AC105

Choose your time of the week and join a shop away from home, with tools, mentorship and community. Design and construct projects of your choice. Projects must be a manageable size due to limited storage; check first with instructors. Once you select your section, that is your weekly time in the wood shop. We do not permit switching between sections. *Prerequisite: Basic Woodworking. Limit 12 students*

Section 1: 10 Mondays, 12–3pm (Frank Pettorossi, Joe Stanewick, Andrew Riiska)

1S: Apr 1–June 10 (no class May 27)

Section 2S: 10 Thursdays, 6:30–9:30pm (Frank Pettorossi, Howard Shrobe, Charlie Tardanico, Jac Van Loon)

2S: Apr 18–June 20

\$480

Section 2M: 9 Thursdays, 6:30–9:30pm (Frank Pettorossi, Howard Shrobe, Charlie Tardanico, Jac Van Loon)

2M: June 27–Aug 29 (no class July 4)

\$435

Section 3: 10 Fridays, 9am–12pm (Frank Pettorossi, Joe Stanewick)

3S: Mar 22–May 24

\$480

Section 4: 10 Saturdays, 9am–12pm (Frank Pettorossi, Andrew Riiska)

4S: Mar 23–June 1 (no class Apr 20)

4S1: June 8–Aug 17 (no class July 6)

\$480

Woodworking: Open Shop Add-On AC929

Add an extra hour early on Saturdays to give yourself a four-hour unbroken block of woodworking time. *Prerequisite: Basic Woodworking. Limit 12 students*

Section 5: 10 Saturdays, 8–9am (Frank Pettorossi)

5S: Mar 23–June 1 (no class Apr 20)

5S1: June 8–Aug 17 (no class July 6)

\$160

Mini Woodworking: Open Shop AC820

Prerequisite: Basic Woodworking. Limit 6 students

Section 6S: 3 Fridays, May 31–June 14, 9am–12pm (Frank Pettorossi)

\$150

Intro to Studio Furniture Design & Making AC991

Use your inspiration to design a functional piece of furniture or work of art from start to completion. Develop a drawing, build a prototype and select materials to create your one-of-a-kind, outside-the-box piece. Developing skills gained in *Basic Woodworking*, learn new techniques needed to complete your chosen project and to bring your woodworking skills to the next level. *Prerequisite: Basic Woodworking. Limit 10 students*

Section 3: 7 Fridays, 1–4pm (Andrew Riiska, Dyllan Nguyen)

3S: May 3–June 14

\$350

Section 4: 6 Saturdays, 1–4pm (Andrew Riiska)

4M: July 13–Aug 24

\$305

NEW **Live-Edge Coffee Table** AC1042

Build a coffee table with a live edge, inspired by the stunning work of George Nakashima. Start by choosing a rough-sawn slab for your table top. Flatten it with a gantry and router. Build a base and inlay a butterfly/ bowtie patch to stabilize cracks. Choose a sanded or hand-planed finish. *Prerequisite: Basic Woodworking. Limit 8 students*

Section 1M: Monday–Friday, Aug 26–30, 9am–4pm (*Andrew Riiska*)
\$520. Materials, including wood, will be available for purchase in class

NEW **Woodcarving** AC1044

Learn fundamentals of carving so you can progress and apply the techniques to any style and carve with confidence, whether you are interested in pushing small carving tools or hitting large tools with a mallet. With specific exercises, your hands will adapt to sharp tools and high-quality carving wood. Bring project ideas, images, books, anything you like to get you started. All levels welcome. *Limit 8 students*

Section 1: 8 Wednesdays, 10am–1pm (*Dan Paret*)
1S: Apr 10–May 29
\$325. Materials: \$25 payable in class

“We have a generous and patient teacher. I’ve learned so much from him and have made beautiful pieces of furniture.”

Wood Turning Week: Bowls & Beyond AC760

Co-sponsored by Eastern Mass. Guild of Woodworkers
 Take a full week in our wood shop and rise to a new level of skill, no matter your starting point. You’re encouraged to continue with *Wood Turning Week Level II* later in August. Turn wood into functional objects and art—bowls, platters, sculptures and more. If you wish, add surface decoration with color, burning and other techniques. All levels welcome. *Limit 8 students*

Section 1M: Monday–Friday, Aug 5–9, 9am–4pm (*Ken Lindgren*)
\$520. Materials: \$70 payable in class; additional materials, including wood, will be available for purchase in class

NEW **Wood Turning Week Level II** AC1043

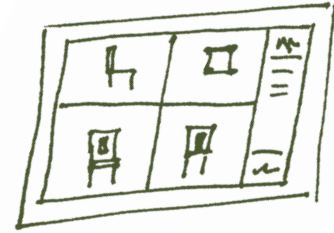
Explore more advanced techniques and projects now that you are more confident and comfortable using the lathe and handling basic tools. This full week on the lathe comes with demos and instruction on fundamentals of shearing, scraping and elements of design. *Prerequisite: Any wood turning class or equivalent basic turning skills. Limit 8 students*

Section 1M: Monday–Friday, Aug 12–16, 9am–4pm (*Rick Angus*)
\$520. Materials, including wood, will be available for purchase in class

Carved & Painted Boxes AW945

Spend a week carving, designing and painting basswood boxes. Start with carving exercises until you gain enough confidence and skills to continue to the next step. Create and build a hinged-lid box of your own design, then finish it using milk and acrylic paints. This class will teach enough secrets and techniques for you to complete your first box and then continue to create a variety of boxes at your own pace. *Limit 8 students*

Section 1M: Monday–Friday, Aug 19–23, 9am–4pm (*Dan Paret*)
\$500. Materials: \$75 payable in class



Private Lessons

Learn one-on-one with a master teacher. Catch up on basics, practice difficult skills, master advanced techniques, work out solutions to tricky problems, finish a project. Contact us for prices and schedules.

Woodworking Workshops

Hand Dovetail Joints AW712

Co-sponsored by Eastern Mass. Guild of Woodworkers
 A beautiful dovetail marks a skilled artisan. Dovetail joints elegantly interlock one board with another with great tensile strength. Hand-cut dovetails require precision and add a lovely visual touch to furniture design. Practice tool sharpening, create dovetails by hand and prepare to apply the skills you learn to your next project. *Prerequisite: Basic Woodworking or equivalent skills. Limit 6 students*

Section 2W: 3 Sundays, Feb 17–Mar 3, 10am–1pm (*Michael Gleason*)
Section 3S: 3 Sundays, June 16–30, 12:30–3:30pm (*Michael Gleason*)
\$140. All materials included

Finishing for Woodworkers AW761

Co-sponsored by Eastern Mass. Guild of Woodworkers

Learn the basics of fine finishing, including wax and oil, French polish and more. See how different finishes alter the color of wood and how to finish both flat and joined surfaces. Understand proper use of finishing solutions and materials, including considerations involved in choosing non-toxic alternatives. Bring a small object you have made (box, stool, etc.) if you like. Otherwise, sample wood will be provided. *Limit 8 students*

Section 1W: 3 Mondays, Mar 4–18, 9–11am (*snow make-up Mar 25*)
(*Michael Gleason*)

\$120

Barley Twist Turn AW992

A barley twist is a helical ornamental detail used for decoration throughout history. Its impressive, elegant spiral form can be used to support a table or bannister or incorporated into architectural details and other structures. Learn the principles and process of laying out a barley twist, then carve it on the lathe. We will discuss the history of this decorative form and where it can be applied when designing. *Limit 8 students*

Section 1W: 3 Wednesdays, Mar 20–Apr 3, 10am–1pm (*Jesse Shaw*)
\$195. Materials: \$20 payable in class

Basic Woodcarving AW388

Co-sponsored by Eastern Mass. Guild of Woodworkers

Learn basics of handheld carving, including shaping, detailing and whittling. Understand basic approaches to full round and relief mode, paving the way to create decorative elements for furniture and small sculptural objects. Choose a small project to finish in the workshop or at home. *Limit 8 students*

Section 1W: 2 Sundays, Mar 24 & 31, 9:30am–1:30pm (*Peter Thibeault*)
\$130. Materials: \$30 payable in class

Handmade Long Bow AW845

Make an American version of a traditional English long bow from a single piece of quarter-sawn ash with Dacron strings. Start with a review of shop safety and operation of basic power tools, wood selection and project layout. Construct a bowstring maker's jig and a custom bowstring, then fit your final 68" bow. Test-fire your bow at a certified archery range in Milton, MA. All levels welcome. *Limit 10 students*

Section 1W: 2 Sundays, Mar 31–Apr 7, 2–8pm,
plus range date Apr 13, 1–3pm (*Julio Fuentes*)
\$180. Materials: \$30 payable in class

Carved Panel AW995

Explore three ways to carve panels for boxes, doors, cabinets—anything you would build with a panel. Start with carved and painted textured panels, move next to low-relief carving and finally do some shaped incised carving. Leave with a sample panel in each style of carving, ready to begin designing and carving additional panels for your own work. *Limit 8 students*

Section 1S: 3 Mondays, Apr 1–15, 10am–1pm (*Dan Paret*)
\$180. Materials: \$30 payable in class

NEW Turned & Carved Mallet AW1044

Create a useful tool to use in your woodworking projects. Make your own functional mallet, starting with a solid or glued-up blank. Carve the handle and turn the body while learning or reviewing safety and basic spindle techniques at the lathe. *Limit 8 students*

Section 1S: Sunday, Apr 7, 10am–1pm (*Dyllan Nguyen*)
\$48. Materials: \$20 payable in class

Turned Bud Vase with Glass Sleeve AW1046

Turn a beautiful bud vase from a single piece of wood; it will include a glass tube for holding flowers in water. This project uses basic spindle-turning techniques, including boring a hole to fit the glass tube. Apply an oil finish or paint the vase with a *faux* metal patina. All levels welcome. *Limit 8 students.*

Section 1S: Sunday, Apr 14, 10am–4pm (*Rick Angus*)
\$110. Materials: \$25 payable in class

NEW Dovetail Toolbox AW1045

Create a simple tool tote using a combination of hand and power tools. All totes will be based around the same joints and construction, and you can customize the dimensions and design details to suit your needs. Use your tote while you are gardening or carrying supplies, or as storage for knitting supplies or woodworking tools. *Limit 8 students*

Section 1S: 3 Wednesdays, May 8–22, 1–4pm (*Dyllan Nguyen*)
\$140 Materials: \$25 payable in class

Wood Turning: One-on-One AW819

Work one-on-one with a master turner. Make a large bowl or another special project—or simply advance your skills. Contact us to make a schedule that works for you. (*Ken Lindgren*)

\$65 per hour. Wood is available for purchase in class.

“I had great fun, learned a new skill and am ready to learn more.”

NEW **Marbleized Wood Plates** AW994

This combo class includes making a wooden plate and then decorating it afterward using Turkish-style marbling techniques. Start with pieces of tree limbs and trunks, make them round and take off from there. Beginners learn basic lathe techniques, while experienced students advance to the next level at their own pace. Wood will be provided in class; advanced turners may bring their own. Then decorate the bowls, creating beautiful swirls and mottling colors with marbling. *Limit 8 students*

Section 1S: Saturday, Apr 20 & Sunday, Apr 28, 9am–1pm

Bowl making, Apr 20 (Ken Lindgren)

Marbleized decoration, Apr 28 (Cristina Hajosy)

The marbleizing session meets at the Eliot School Annex, 253 Amory St., Jamaica Plain

\$150. Materials: \$40 payable in class

Wood Turning: Bowls & Beyond AW714

Co-sponsored by Eastern Mass. Guild of Woodworkers

Use the lathe to make wooden bowls, platters, abstract sculptures and more. Start with pieces of tree limbs and trunks, make them round and take off from there. Beginners learn basic lathe techniques. Experienced students advance to the next level at their own pace. Wood is provided in class; advanced turners may bring their own. No physical strength or previous woodworking experience required. *Limit 8 students*

Section 1W2: 2 Sundays, Mar 10 & 17, 9am–3pm (Ken Lindgren)

Section 1S: 2 Sundays, Apr 28 & May 5, 9am–3pm (Ken Lindgren)

Section 2S: 2 Wednesdays, June 5 & 12, 9am–3pm (Ken Lindgren)

\$230. Materials: \$35 payable in class



NEW **Turned Handle for Multi-Bit**

Screwdriver AW1047

Learn all the basic techniques of spindle turning, making a custom handle for a multi-bit screwdriver from a beautiful and interesting piece of wood. Use a billet of wood and a spindle roughing gouge. Design a unique shape. Finish with lustering and linseed oil. All levels welcome. *Limit 8 students.*

Section 1S: Sunday, May 19, 10am–4pm (Rick Angus)


\$110 Materials: \$25 payable in class

Wood Turning: Pens AW938

Make an elegant, unique writing implement. Choose a block of wood for its color and grain, drill a hole for the ink cartridge, then mount the long, thin block on the lathe and turn it round. Assemble your components into a personalized pen. *Limit 8 students*

Section 1M: Sunday, June 9, 9am–2pm (Ken Lindgren)

\$120. Materials: \$15–\$40 payable in class, depending on material selection



Introduction to CNC Milling & Carving AW997

Harness this powerful technology for carving and milling wood, metal, plastic and other materials. Topics covered include Stepcraft 840 components, machine operation and control, setting up a job with clamps and jigs, designing for the CNC using Vcarve Pro, setting layers and tool paths and selecting appropriate tools for the job. Practice design skills, job set-up and machine operation by designing and making a name plate or sign. This class takes place at The Makery, 2 Sewall Ave., Brookline. *Limit 8 students.*

Section 1S: Thursday, Apr 11, 5:30–9:30pm

\$85. All materials included

Introduction to Laser Cutting & Design AW996

Learn the physical process of laser cutting, safe operating procedures, software control, basic design tools and how to produce high-quality laser projects. Practice your new skills by designing, cutting and etching your own custom-designed box. This class is required as part of the certification process to operate the laser cutter independently at The Makery. This class takes place at The Makery, 2 Sewall Ave., Brookline. *Limit 8 students*

Section 1S: Thursday, Apr 18, 5:30–9:30pm

\$85. All materials included



Upholstery & Restoration

Basic Upholstery is a short, structured class. Take a simple wooden frame and go home with a fresh new footstool. Learn webbing, springing, padding, covering and machine stitching. You purchase fabric after class begins; we supply the rest.

Upholstery and Furniture Finishing & Restoration follow an open workshop format. Work on your own furniture at your own pace and provide your own supplies with the instructor's advice. Instructors provide guidance based on individual student needs. Students often stay for multiple semesters, enjoying the camaraderie of the shop and progressing to more ambitious projects over time.

In **Upholstery**, learn the art and craft of fine upholstery: stripping, webbing, spring tie-off, covering, cushions, machine sewing and some repairs.

In **Furniture Finishing & Restoration**, learn to strip, prepare surfaces and apply stains and final touches. Repair and reinforcement are addressed as needed.

Gilding and **Caning** are offered once each year, gilding in fall, caning in spring.

All classes emphasize safe, effective use of tools.

Seat Weaving, Caning & Rushing AC319

Learn various methods of seat weaving: hand-woven caning, fiber rushing, splint weaving and press caning. Restore antique chair seats or weave seats for furniture you have made yourself. No storage is available for this class. Bring your piece to the first class and be prepared to bring it back and forth to class each week, including a trip up and down stairs. All ages, all levels welcome. *Limit 12 students*

Section 1S: 10 Thursdays, 7–9pm (*Ron Horion*)

1S: Apr 11–June 13

\$325. Materials available for purchase in class

Basic Upholstery AC607

Given a simple wooden frame, learn webbing, springing, padding, covering and machine stitching—and go home with a fresh new footstool. *Limit 8 students*

Section 1: 6 Wednesdays, 6:30–9:30pm (*Kathleen Gaskin-Holland*)

1S: May 15–June 19

\$340. Includes materials, except for fabric

“We had a great instructor. He went through each of the pieces of equipment and all of the safety concerns and demonstrated things before allowing us to step in. He’s serious and attentive, and I always felt not only safe but also confident in his abilities to help me get the wood to do what we wanted.”

Upholstery AC116

Choose your time of the week and join a shop away from home, with tools, mentorship and community. Work on a project of your choice in an open-format classroom; the teacher will circulate and give instruction at all levels, but there is not a set curriculum. Start with a dining chair or ottoman; large chairs take more than one semester. Bring your piece to the first class. Storage is limited. No love seats, chaise lounges, sofas.

Section 1: 10 Mondays, 9am–12pm, *Limit 8 students*

(*Kathleen Gaskin-Holland*)

1S: Apr 1–June 10 (*no class May 27*)

Section 2: 10 Tuesdays, 6:30–9:30pm, *Limit 12 students*

(*Paul DeVito, Jr., John DeVito*)

2S: Apr 16–June 18

Section 3: 10 Wednesdays, 10am–1pm, *Limit 8 students*

(*Seymour Beckford*)

3S: Apr 3–June 5

Section 4: 10 Wednesdays, 6:30–9:30pm, *Limit 12 students*

(*Paul DeVito, Jr., John DeVito*)

4S: May 15–July 24 (*no class July 3*)

Section 5: 10 Thursdays, 10am–1pm, *Limit 8 students*

(*Kathleen Gaskin-Holland*)

5S: Mar 21–May 23

Section 6: 10 Fridays, 6:30–9:30pm, *Limit 12 students*

(*Paul DeVito, Jr., John DeVito*)

6S: Mar 29–June 7 (*no class May 25*)

\$450. Materials list online

Section 7: 8 Fridays, 6:30–9:30pm, *Limit 12 students*

(*Paul DeVito, Jr., John DeVito*)

7S: June 14–Aug 23 (*No class July 5*)

\$360. Materials list online

Upholstery Intensive AC711

Take a week off from your summer routine and spend it in our upholstery workshop—just like our regular Upholstery class but for an intensive five days. This class follows an open workshop format, incorporating students of all levels. Work at your own pace, on your own piece of furniture, with the teacher as your guide. Leave your work out in the shop and start each morning without having to set up. If you want to complete something in one week, a small chair or ottoman is your best choice. Leave yourself time for fabric shopping after Day 1. Take both weeks if you have a large or complex piece. *Limit 8 students*

Section 1M: Monday–Friday, Aug 5–9, 9am–4pm (*Seymour Beckford*)

Section 2M: Monday–Friday, Aug 12–16, 9am–4pm (*Seymour Beckford*)

Section 3M: Monday–Friday, Aug 19–23, 9am–4pm (*Seymour Beckford*)

\$520 per week. Includes basic materials, with additional materials available for purchase in class

Section 4M: Tuesday–Friday, Sept 3–6, 9am–4pm (*Kathleen Gaskin-Holland*)

\$420. Includes basic materials, with additional materials available for purchase in class

Drop-In Clinics

Upholstery Clinic AW998

Would you like to ask specific questions, share ideas and projects, consult with upholstery experts? How about some assistance to finish a project? Check website for dates and times. Pre-registration required.

Basic Home Repair Clinic AW999

Led by Handy Tam, learn how to maintain your garden, paint walls, repair windows, select the best tools, organize your home, hang shelves and more. This clinic will be offered as requested. Check website for dates and times. Pre-registration required.

Furniture Finishing & Restoration AC110

Co-sponsored by Eastern Mass. Guild of Woodworkers

Join a shop away from home, with tools, mentorship and community. Work on a project of your choice in an open-format classroom; the teacher will circulate and give instruction at all levels, but there is not a set curriculum. Bring your piece to the first class. Storage is limited; no large dressers. *Limit 12 students*

Section 1: 10 Tuesdays, 6:30–9:30pm (*Michael Gleason*)

1S: Apr 16–June 18

\$425. Materials list online

Sewing & Fashion

Basic Sewing is the prerequisite for intermediate and open workshop classes. Learn fundamentals as you work given plans through to completion.

Intermediate classes follow an open format.

Students design and make projects of their choice, while instructors offer guidance based on individual needs. We provide sewing machines, but we have no sewing storage for students; prepare to transport your projects home after each class. Please, no large drapes.

Each of our teachers has a different personality and different approach. As you get to know us, find the teachers who suit you best. Feel free to take any class more than once, increasing your skills and progressing to more ambitious projects each time.

Fashion Roadmap

Serious about fashion? It's a field that requires surprising technical skills. Take one step at a time and retake individual classes until you feel ready to proceed.

First, establish basic sewing skills:

- Get to Know Your/Our Sewing Machine
- Basic Sewing
- Intermediate Sewing

Explore fundamentals of design, patterns and clothing construction:

- Beginning Clothing Design*
- Alterations & Repairs
- Pattern Alterations for Fit & Style*
- Recycling & Upcycling Clothes
- Clothing Projects

Take your skills to the next level:

- Pattern Making I
- Pattern Making II*
- Intermediate Clothing Project*
- Custom Dress Form & Drapings
- Open Sew

A variety of workshops and additional classes work well for a variety of skill levels.

**offered in fall/winter terms*

Get to Know Your/Our Sewing Machine AW1001

Unlock the mysteries of your sewing machine (or ours). Working with various types of fabrics, master threading and identify necessary accessories. Learn to place your hands and pedal foot in correct and comfortable positions, select appropriate supplies and gain cleaning techniques and essential maintenance tips. Bring your own sewing machine or use ours. *Limit 6 students*

Section 1: 3 Thursdays, 10am–12:30pm *(Carol Price)*

1S: Apr 18–May 2

\$115. Materials list online

Serger Tutorial AW845

A serger cuts, sews and binds seams all at once—and fast, too. It’s especially great for sewing rolled hems to protect seams and create decorative embellishments. This one-on-one introduction will get you started. Contact us to make a schedule that works for you. *(Deborah West)*

Basic Sewing AC535

Learn how to operate a sewing machine, read and understand patterns and learn basic sewing terms, sewing methods and tools of the trades. Then apply your newly found skills by sewing a pillow, apron or simple drawstring pants. Completion qualifies students for intermediate classes. *Limit 6 students*

Section 1: 6 Wednesdays, 10am–12:30pm *(Carol Price)*

1S: Apr 10–May 15

Section 2: 6 Mondays, 6:30–9pm *(Deborah West)*

2S1: Apr 29–June 10 *(no class May 27)*

2S2: June 17–July 29

Section 3: 6 Fridays, 10am–12:30pm *(Deborah West)*

3S: May 3–June 7

\$245. Materials list online



Intermediate Sewing AC716

Adjust a pattern for your size; choose and cut fabric expertly. Go beyond basics with zippers and get started with a garment of your choice. Take this class as many times as you like to solidify your essential sewing skills and complete a series of projects. *Prerequisite: Basic Sewing or equivalent skills. Limit 6 students*

Section 2: 8 Thursdays, 6:30–9pm *(Deborah West)*

2W: Feb 21–Apr 11 *(snow day make-up Apr 18)*

\$345. Materials list online

Section 3: 6 Mondays, 6:30–9pm *(Deborah West)*

3W: Mar 11–Apr 15 *(snow day make-up Apr 22)*

\$260. Materials list online

Section 4: 4 Wednesdays, 10am–12:30pm *(Carol Price)*

4S: May 22–June 12

\$160. Materials list online

NEW Sewing Home Décor AC1048

Gain sewing tips to refresh your home. Learn how to make and apply trims to pillows and cushions, make a table runner, and fabric coasters and learn how to take measurements for duvets, covers, shower curtains and more. You’ll make a removable pillow cover with trim in class. *Prerequisite: Basic Sewing or equivalent skills. Limit 6 students.*


Section 1: 5 Thursdays, 6:30–9pm *(Deborah West)*

1S: Apr 25–May 23

Section 2: 5 Thursdays, 10am–12:30pm *(Deborah West)*

2S: May 9–June 6

\$242. Materials list online



Pattern Making I AC789

Learn basic pattern making, starting with how to measure the human form. Build a custom-fit basic sloper, the basis of all patterns, following the figure’s natural lines and dimensions. Learn to alter your sloper to create unique patterns and explore basic techniques for grading (adjusting for size). This class requires patience with math; you will start to develop some technical skills and move from novice to “in the know.” Follow up with *Pattern Making II* in the fall. *Limit 6 students*

Section 1: 7 Wednesdays, 6:30–8:30pm *(Theona White)*

1W: Feb 13–Mar 27 *(snow day make-up Apr 3)*

\$230. Materials list online

Clothing Projects AC919

Learn fundamentals of garment construction. Sewing a garment of your choice, measure, cut fabric, use interfacing and stabilizers, choose seam finishes and employ other essential sewing skills. Work with patterns appropriate for your skill level and leave with a finished garment. This is a perfect follow-up to *Beginning Clothing Design*. As with all classes, students are welcome to take this class more than once. *Prerequisite: Basic Sewing I or II. Limit 6 students*

Section 1: 8 Tuesdays, 6:30–8:30pm *(Taylor McVay)*

1S: Apr 2–May 21

\$240. Materials list online

Open Sew AC1002

This open-format class is a place to work on your own projects with the teacher's help and student camaraderie. All types of work are welcome: hand sewing, machine sewing, zippers and fine sewing techniques. Learn about great new developments in sewing tools, fabrics and notions. Start a new project or bring a project to complete. *Prerequisite: Intermediate Sewing or equivalent skills. Limit 6 students*

Section 1: 10 Tuesdays, 10am–12:30pm (Carol Price)

1S: Apr 2–June 4

\$370. Materials list online

NEW Alterations & Repairs AC1049

Learn a multitude of ways to alter and repair clothes you love: patching techniques for knits and woven fabrics, zipper replacement including trouser flies, taking in garments through tucks and darts and altering tailored garments with vents and hems. Learn some fitting techniques and how to translate fitting issues into a realized alteration. Classes will include demonstrations of common challenges. Bring in a personal garment to fit and alter. *Prerequisite: Basic Sewing or equivalent skills. Limit 6 students*

Section 1: 7 Wednesdays, 6:30–9pm (Theona White)

1S: Apr 10–May 22

\$240. Materials list online

“Everyone seemed to make something they wanted to make. It was a fun group and not too big.”

NEW Recycling & Upcycling Clothes AC1050

Explore creative re-use and the art of upcycling within your own wardrobe. Learn multiple ways to hack existing garments. Alter a garment for a perfect fit. Using an existing garment as a base, completely change the design using only the materials you have. Or use fabric from an old garment to make a new one. Bring the garment you wish to upcycle to the first class, then create a custom plan of action for the remaining sessions. *Prerequisite: Basic Sewing or equivalent skills. Limit 6 students*

Section 1: 5 Wednesdays, 6:30–9pm (Theona White)

1S: May 29–June 26

\$180. Materials list online

NEW Custom Dress Form & Draping AC1051

In the first half of this intensive, create a dress form custom-made to your measurements. In the second half, learn the art of draping, an essential pattern making technique that uses the dress form to shape clothing patterns that hang gracefully on the body. This hands-on technique lets you preview a design as you work, resulting in a pattern to both suit your style and fit your body. Take home a customized dress form and one or more custom-drafted patterns. *Prerequisite: Pattern Making I, Beginning Clothing Design or permission from instructor. Limit 8 students*

Section 1M: Monday–Friday, Aug 19–23, 9am–4pm (Taylor McVay)

\$500. Materials: \$50 payable in class

NEW Genderfluid Fashion: An Upcycling Workshop AC1063

Section 1S: Sunday, June 30, 10am–3pm (Taylor McVay)

\$85. Materials list online

See pg. 9

NEW Fashion Studio AC1066

Bring a project, new or in progress, to work on for an intensive week. Take an uninterrupted week to make advances, work out challenges and move your skills up a level with expert instruction and classroom camaraderie. *Prerequisite: Intermediate Sewing or equivalent skills. Limit 6 students*

Section 1M: Monday–Friday, Aug 12–16, 9am–4pm (Carol Price)

\$500. Materials list online

NEW Basic Quilting AW1054

Section 1M: Sunday, June 23, 10am–3pm (Melissa Clouser)

\$55. Materials: \$20 payable in class

See pg. 23

NEW Fundamentals of Hand Quilting AC1035

Section 1M: Monday–Friday, Aug 5–9, 9am–4pm (Kate Herron)

\$500. Materials: \$30 payable in class; additional materials listed online

See pg. 21

Contemporary Art Quilt AC821

Section 1: 6 Fridays, 1–4pm (Beverly Arsem, Brenda Jones)

1S: Apr 5–May 10

\$260. Materials list online

See pg. 21



Fiber Arts

Dyeing to Felt AC937

Concentrate on color as you create three-dimensional objects in felt. Layer wool to achieve pattern and texture. Using dyes, create super-saturated colors and achieve a range of exciting and beautiful effects like three-dimensional shibori and fading. Spend the week crafting sculptures or functional objects like mittens and scarves. This class meets at the Eliot School Annex, 253 Amory St., Jamaica Plain. *Limit 8 students.*

Section 1M: Monday–Friday, July 1–5, 10am–3pm (*Kristina Goransson*)
(no class July 4)

\$395. Materials: \$30 payable in class


NEW Beyond Felting: Silk, Wool, Paper AC1034

Create a unique textured surface by felting merino wool onto mulberry paper and vice-versa. Paper is a material that provides certain tactile qualities, while adding more structure to the felt. Learn how to combine these two materials, how to trap the mulberry paper into the surface with wool and how to felt both of them together. Create several 12" x 12" pieces, or a few bigger pieces, which can later be applied to garments, accessories and other work. *Limit 8 students*

Section 1M: Monday–Friday, Aug 19–23, 9am–4pm (*Eva Camacho*)

\$520. Materials: \$25 payable in class; additional materials listed online

This class is presented thanks to underwriting from an anonymous donor.



Contemporary Art Quilt AC821

Design and make a small contemporary art quilt using fabric scraps and larger pieces. Learn basic quilting techniques and then expand into areas where the quilt becomes art, exploring what makes good design, shape and color composition, and finally touching on surface elements and dimensionality. Finish with new ideas, techniques and inspiration to continue your own work. All levels; new and returning students welcome. *Limit 6 students*

Section 1: 6 Fridays, 1–4pm (*Beverly Arsem, Brenda Jones*)

1S: Apr 5–May 10

\$260. Materials list online

NEW Fundamentals of Hand Quilting AC1035

Quilts can be humble, comforting, beautiful and functional. Focusing on process and quality rather than production and quantity, this class will introduce you to traditional hand-sewing techniques and the four fundamental stages of quilting—piecing, sandwiching, quilting and bias binding. Create your own simple grid-based design for a lap-sized quilt, with encouragement to incorporate upcycled woven fabrics from home. By the end of the week, you will have a finished or close-to-finished lap quilt, based on personal pace and design. *Prerequisite: Basic Sewing, and/or comfort threading a needle and sewing a running stitch. Limit 8 students*

Section 1M: Monday–Friday, Aug 5–9, 9am–4pm (*Kate Herron*)

\$500. Materials list online

NEW SAORI Weaving: Weave, Sew & Wear AC1036

SAORI is a contemporary, improvisational weaving art from Japan, influenced by Zen principles. Instead of following a predesigned pattern, create your own pattern as you weave. There are no mistakes, just your own unique designs. Start by making a sample or even a scarf. Then set up a warp to weave material for a shrug, vest, tunic or poncho. Make a simple garment using the whole woven material with fringes, using SAORI free-style sewing. Celebrate creative freedom of expression through this moving, meditative craft. Class ends with an informal fashion show to showcase your creations and your process. *Limit 8 students*

Section 1M: Monday–Friday, Aug 26–30, 9am–4pm (*Mihoko Wakabayashi*)

\$520. Materials: \$30 payable in class; additional materials listed online

NEW Shoemaking: Leather Sandals AC1065

Design and make a wearable pair of leather sandals. The focus will be on process and skill building, progressing through every step from design to construction: drawing exercises; studies of color and shape; measuring the feet; making thoughtful design decisions; pattern making with samples; skiving and cutting leather; construction techniques. Explore decorative embellishments such as hand dyeing with eco-friendly dyes, inlay/overlay patterns and decorative hand and machine stitching. Use both traditional and unconventional methods to develop your artistic vision in footwear. Leave with fantastic new sandals custom-made for your feet and the skills to make more. *Limit 8 students*

Section 1M: Monday–Friday, Aug 26–31, 9am–4pm (*Malika Green*)

\$520. Materials: \$30 payable in class; additional materials listed online

Fiber Arts Workshops

Wicker Basketry I AW934

Section 1S: 2 Sundays, Apr 28 & May 5, 1–5pm (*William Krier*)

\$115. Materials: \$20 payable in class

See pg. 8

Wicker Basketry II AW951

Section 1: 3 Sundays, 1–4pm (*William Krier*)

1M: Feb 24–Mar 10, 9:30am–12:30pm (*snow day make-up Mar 17*)

1S: June 2–16, 1–4pm

\$135. Materials: \$20 payable in class

See pg. 8

NEW Nuno Felting AW610

Combine wool fibers with a silk backing to create a single cloth, specifically a scarf or wall hanging. This fun, labor-intensive process yields a gorgeous, one-of-a-kind piece of art to show or to wear. *Limit 8 students*

Section 1W: Friday, Mar 15, 10am–3pm (*Kristina Goransson*)

\$75. Materials: \$25 payable in class

NEW Felting Wool & Paper AW1060

For students with no felting experience: Learn how to make a piece of felt from merino wool and then combine with mulberry paper, creating a unique, textured 12" x 12" piece. If you like this technique, consider expanding your experience with our 1-week Summer Intensive, page 10. This class meets at the Eliot School Annex, 253 Amory St., Jamaica Plain. *Limit 8 students*

Section 1S: Sunday, Apr 7, 10am–4pm (*Eva Camacho*)

\$120. Materials: \$20 payable in class. Additional material listed online

NEW Slow Stitching + Wool AW1062

For students with no felting experience: Make a piece of felt from merino wool and then embellish it by stitching on small pieces of fabric. Learn how to distress fabrics to make them look older and more vintage. Create one 12" x 12" decorative piece. *Limit 8 students*

Section 1S: Saturday, Apr 20, 10am–4pm (*Eva Camacho*)

\$120. Materials: \$20 payable in class. Additional material listed online

Drawing with Thread AW936

Use basic embroidery techniques, combined with traditional drawing techniques like contour, gesture and hatching, to create drawings with thread. Learn how to transfer an image to fabric and how to select and employ the right materials for your project. *Limit 8 students*

Section 1W: 2 Sundays, Mar 24 & 31, 10am–2pm (*Joetta Maue*)

\$130. Materials list online

Basic Embroidery AW932

Learn about the history and use of spot samplers and then make your own as you practice basic stitches, including: seed, running, back, stem, split, chain, lazy daisy, cross, satin and French knots. Explore a variety of techniques for transferring designs and securing threads on the back of your work. *Limit 8 students*

Section 2W: Sunday, Mar 31, 2–6pm (*Kate Herron*)

\$65. Materials list online

“Great ratio of students to instructor.
Plenty of materials for everyone.”

Advanced Embroidery AW1051

Expand your embroidery repertoire by learning more advanced and layered stitches. Explore uses of decorative and imaginative stitches. Students should have a basic understanding of embroidery and know some basic stitches, such as cross, chain, split, stem and back. *Prerequisite: Basic Embroidery or equivalent skills. Limit 8 students*

Section 1S: Sunday, Apr 28, 1–5pm (*Joetta Maue*)

\$65. Materials list online

NEW Stitching with Contrast & Value AW1052

Use basic embroidery strategies to introduce aspects of value and the illusion of 3-dimensional space. Practice techniques, such as hatching, and ways to improve how you see light and render gradations of light in your embroidered drawings. All levels welcome. *Limit 8 students.*

Section 1S: Sunday, May 19, 10am–2pm (*Joetta Maue*)

\$65. Materials list online

Shibori Dyeing AW829

Shibori is the Japanese art of creating patterns by binding, stitching, folding and twisting fabric during the dyeing process. In this beginning-level workshop, learn some basic traditional techniques using commonly available commercial dyes. Experiment on a series of silk and cotton scarves and go home with the skills to dye larger pieces at home. *Limit 8 students*

Section 1W: 2 Fridays, Mar 22 & 29, 10am–3pm (*Kristina Goransson*)

\$150. Materials: \$20 payable in class

NEW **Indigo Dyeing** AW1053

Use real indigo dye, derived from a plant used for centuries in Africa and imported to the New World. Learn how indigo works. Then, use stitching and binding techniques to resist the dye—variously known as Japanese *shibori* or West African *adire*—and learn how to remove indigo dye to create additional stunning effects. Create and take home some unique and beautiful scarves or samples. *Limit 8 students*

Section 1S: 3 Fridays, May 31–June 14, 10am–2pm (*Kristina Goransson*)
\$275. Materials: \$25 payable in class

NEW **Costuming & Millinery with Thermoplastics** AW1054


Explore costume and hat-shaping with thermo-formable materials such as Fosshape and Warbla. Learn shaping, wiring, stabilizing with papier mâché techniques, painting and covering. You will not take home a hat or finished piece from this class, but you will take home skills to create sophisticated hats and costumes on your own. *Prerequisite: Basic knowledge of a sewing machine. Limit 8 students*

Section 1S: Sunday, May 5, 10am–6pm (*Denise Wallace-Spriggs*)
\$110. Materials: \$25 payable in class; additional material listed online

Marbling Fabric AW949

Explore Turkish-style marbling on textiles such as ribbon, cotton, linen, silk and pre-sewn scarves. Combine beautiful swirls and mottling colors to create lovely, unique designs. Take home some scarves, napkins or elements to use in other projects. *Limit 8 students*

Section 1S: Sunday, May 12, 10am–4pm (*Cristina Hajosy*)
\$110. Materials: \$40 payable in class

**NEW** **Basic Quilting** AW1054

For ages people have combined leftover fabrics into creative designs for quilts, adding a variety of assemblages embellished with embroidery. Complete a small quilt for décor or a 10" square that you can incorporate into a larger quilt at home. *Prerequisite: Basic Sewing or equivalent skills. Limit 8 students*

Section 1S: Sunday, June 23, 10am–3pm (*Melissa Clouser*)
\$55. Materials: \$25 payable in class

NEW **Upcycling: Block Printing a Second Life** AW1055

Section 1S: 3 Fridays, May 10–24, 10am–1pm (*Kristina Goransson*)
\$210. Materials: \$25 payable in class
See pg. 29

Silkscreen in Your Kitchen Sink AW799

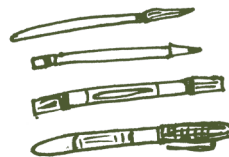
Section 1: Saturday & Sunday, 9am–1pm (*Sarah Coyne*)
1S: Mar 30 & 31
1S1: June 22 & 23
\$165. Materials: \$20 payable in class
See pg. 29

**Drawing & Painting**

Our **Beginners' classes** are designed for those who haven't drawn or painted in a while or want to get started. Students learn or review fundamentals and gain knowledge, practicing with a variety of basic tools and methods.

Additional classes move students to the next level to sharpen skills and explore new challenges. Some classes include at least one session with a nude model. Some focus on combining specific media or techniques. Most are open to all levels, welcoming beginners as well as experienced artists.

Each teacher offers a different artistic style and teaching approach. To learn more about them, check faculty links online. As you get to know us, find the teachers who suit you best. Feel free to take any class more than once, increasing your skills and progressing to more ambitious work each time.



Beginning Drawing AC725

For people who haven't drawn in a while or want to get started. Learn fundamentals and gain confidence as you draw with a variety of media and approaches. This class meets at the Eliot School Annex, 253 Amory St., Jamaica Plain. *Limit 10 students*

Section 1: 6 Thursdays, 7–9:30pm (*Bob Collins*)

1S: May 23–June 27

\$295. Materials list online

Intermediate Drawing AC770

Build on your foundational drawing skills. Practice drawing from both observation and expression. This class meets at the Eliot School Annex, 253 Amory St., Jamaica Plain. *Limit 10 students*

Section 1: 7 Wednesdays, 7–9:30pm (*Bob Collins*)

1W: Mar 6–Apr 17 (*snow day make-up Apr 24*)

\$295. Materials list online

Drawing for Pleasure AC592

Stretch yourself and experience the pleasure of drawing. Expand from charcoal into additional media and color and merge observation with expression. Includes three sessions with a live model. For both beginning and intermediate-level artists. *Limit 10 students*

Section 1: 8 Wednesdays, 7–9:30pm (*Robert Siegelman*)

1S: Apr 24–June 12

\$360. Materials list online

3-D Assemblage & Painting AC1014

Section 1: 10 Thursdays, 10am–1pm (*John Murray*)

1S: Apr 4–June 6

\$445. Materials list online

See pg. 31

NEW Art Healing AC1057

Increase awareness of connections between mind and body, combining traditional meditation and contemplative art-making practices from India and South Asia. Play with lines, pattern making and compositions as you learn how to breathe and move your hands with your drawing tools, slowly freeing yourself from daily stress and distractions. This class meets at the Eliot School Annex, 253 Amory St., Jamaica Plain. *Limit 8 students*

Section 1: 8 Fridays, 6–8:30pm (*Krina Patel*)

1S: Apr 5–May 31 (*no class May 24*)

1S1: June 7–Aug 2 (*no class July 5*)

\$280. Materials list online

Drawing Without Straight Lines AC1009

Push your traditional notions of drawing and increase your observational and technical skills, emphasizing the development of dimension and mass to create compelling imagery. Learn and practice drawing by looking in new ways, understanding perspective and mark-making. Work from still life, natural forms and the figure, and investigate abstraction using a variety of media, including graphite, ink, colored pencil, charcoal and conte crayon. This is a beginner-level class, but all levels are welcome to sharpen and expand their skills. This class meets at the Eliot School Annex, 253 Amory St., Jamaica Plain. *Limit 8 students*

Section 1: 10 Tuesdays, 10am–12pm (*Jeanne Gugino*)

1S: Apr 9–June 11

\$350. Includes model fee. Materials list online

Visual Arts Roadmap

Drawing is the foundation for painting, comics and illustration—and an important basis for creation in fine craft and mixed media. Forget the myth that one must be born with good drawing skills. As with anything, drawing is learned and improved with practice. An experienced instructor will demystify the process. Start with the basics, then progress to other classes with confidence.

First, establish basic drawing skills:

- Beginning Drawing
- Figure Drawing Intensive
- Figure Drawing Drop-In

Strengthen your drawing and design skills:

- Intermediate Drawing
- Drawing for Pleasure
- Drawing Without Straight Lines
- Drawing from the Imagination
- Drawing for Comics & Cartoons

Explore paint and other media:

- Drawing with Pastel
- Drawing with Ink for Graphic Narrative
- Watercolor Painting
- Acrylic Painting
- Oil Painting
- Gouache Painting
- 3-D Assemblage & Painting

Take advanced classes when you're ready:

- Drawing & Painting Studio
- Graphic Narrative

Add special workshops as you wish.

* Classes not in this catalog are offered in fall/winter terms.

Drawing with Pastel AC852

Draw with color and texture, fine or painterly. Explore the possibilities of pastels with linear strokes, cross-hatching, scumbling, feathering and blending. Gain facility with the medium and develop your style. Move from a restricted to a full palette, learning to identify and adjust the colors you see. Repeat students are welcome. Basic drawing skills recommended. This class meets at the Eliot School Annex, 253 Amory St., Jamaica Plain. *Limit 8 students*

Section 1: 8 Fridays, 9:30am–12pm (*Cyrus Whittier*)

1S: Apr 5–May 24

\$275. Materials list online

NEW **Drawing & Painting Studio** AC916

This open-format class welcomes students of all levels. Pursue your own individual work of choice while the teacher offers warm-up exercises and assignments and provides individual attention to help each student create specific projects and develop areas of interest. Experiment with a variety of media, approaches and subject matter. Excellent for beginners as well as experienced artists. This class meets at the Eliot School Annex, 253 Amory St., Jamaica Plain. *Limit 8 students*

Section 1: 8 Wednesdays, 6:30–9:30pm (*Bob Collins*)

1S: May 8–June 26

1M: July 10–28

\$355. Materials list online

“Our teacher knows his craft well and does a great job passing his skills on to others.”

Drawing for Comics & Cartoons AC727

Hone your drawing skills and advance your personal style. With tools and tricks used by cartoonists and illustrators, create memorable characters: humorous, heroic and anything in between. Set a scene, create drama and deliver a punch line in a single image or sequentially. Get the most out of your pencil sketches, then finish them off with ink and markers. All levels welcome. This class meets at Eliot School Annex, 253 Amory St., Jamaica Plain. *Limit 8 students*

Section 1: 8 Mondays, 6:30–9:30pm (*Jerel Dye*)

1S: Apr 1–May 20

\$295. Materials list online

Graphic Narrative AC727

Explore the boundaries of sequential art, creating original stories for comic strips, comic books, graphic novels and other forms of graphic narrative. Learn to use your personal style to its best effect. Emphasis will be placed on the way we communicate with sequential image narratives, not on how to draw characters. Explore the grammar, iconography, symbolism and pictograms used by masters of the medium and move through the process of sequential art storytelling from inception to print. We recommend you take *Drawing for Comics & Cartoons* first, although it is not required. This class meets at the Eliot School Annex, 253 Amory St., Jamaica Plain. *Limit 8 students*

Section 1: 8 Mondays, 6:30–9:30pm (*Jerel Dye*)

1S: June 3–July 22

\$295. Materials list online

NEW **Comics Open Studio** AC1058

Need help producing that graphic memoir or want to create your first mini-comic from scratch? Bring your comics projects to this open-format class. Refine your storytelling, improve your drawing, gain technical skills, ready your comics for print and get professional feedback. Study masters of the medium and meet local guest artists and writers who will share their stories and talents so you can learn about their process. This class meets at the Eliot School Annex, 253 Amory St., Jamaica Plain. *Limit 8 students*

Section 1: 5 Mondays, 6:30–9pm (*Jerel Dye*)

1M: July 29–Aug 26

\$210. Materials list online

Intermediate Yupo Painting AW932

Yupo, a synthetic paper made from polypropylene resin, opens many exciting possibilities for water-based media. Colors flow, swirl and bleed on its surface, creating unique effects when the water evaporates. Once the initial image is dry, you may rework areas, remove color and apply monoprinting techniques. Go beyond basics, making a series of images in class. *Limit 8 students*

Section 1: 4 Thursdays, 6:30–9:30pm (*Ginny Zanger*)

1W: Mar 7–28 (*snow day make-up Apr 4*)

\$180. Materials list online

“I loved the class, the knowledge of the instructors and the camaraderie.”

Oil Painting AC938

Through a series of *alla prima* (single session) painting classes, create works of art that are structurally sound in color, composition and technique. Begin in the studio with still lifes. Spend some sessions working outdoors or from your own photographs, weather depending. Improve at your own pace with one-on-one instruction within a group. This class meets at the Eliot School Annex, 253 Amory St., Jamaica Plain. *Limit 10 students*

Section 1: 6 Thursdays, 6:30–9:30pm (Paula Lazar)

1S: Apr 4–May 16 (no class Apr 18)

\$275. Materials list online

Expressive Contemporary Painting AW1011

Embrace a non-representational, process-focused approach to painting. Use brushes, colors and new approaches to communicate feelings and emotions that set up a dialog between painter and viewer. Continue to develop your own style while looking at methods and techniques of related contemporary artists. Class includes discussions, critiques, time for self-reflection and plenty of individual attention from the teacher. *Limit 10 students*

Section 1: 10 Tuesdays, 10am–1pm (John Murray)

1S: Apr 9–June 11

\$445. Materials list online

Watercolor Painting AC387

Working from still lifes, practice gesture and composition, realistic representation and abstract design. Learn how to understand and mix colors, control paint and water, choose paper and brushes. Emphasis is given to accurate color mixing and controlled paint application, achieving a feel for the medium to achieve a range of effects. *Limit 10 students*

Section 1: 8 Mondays, 6–8:30pm (Sean Dunstan-Halliday)

1S: Apr 1–June 3 (no class Apr 15, May 27)

\$330. Materials list online



NEW Plein Air Drawing & Watercolor Painting AC1059

Inspired by the surrounding neighborhoods of Jamaica Plain, capture the vitality of real settings and imagery while improving your watercolor skills. This class will focus on simplifying the complex elements of direct observation of the outdoors and teach the basics of building a solid composition. Meanwhile, practice color mixing and experiment with shading, lines, brush strokes and perspective. Demonstrations, critiques and discussion of materials and techniques are included. Class meets at various locations both indoors and outdoors. Students will be notified of locations weekly. *Limit 10 students*

Section 1: 8 Tuesdays, 10am–1pm (Eli Portman)

1S: June 11–July 30

\$335. Materials list online

NEW Painting Studio AC1038

Take a week for sustained creative exploration, including abstract compositions, portrait, landscape and the figure. Practice composition and design, perspective, color and shading. Work large or small, as you wish, as you receive suggestions from the instructor and your peers through group critiques and exercises. This class meets at the Eliot School Annex, 253 Amory St., Jamaica Plain. *Limit 8 students*

Section 1M: Monday–Friday, July 15–19, 9am–3pm (Bob Collins)

\$475. Materials: \$30 payable in class; additional materials listed online

3-D Assemblage & Painting AC1014

Section 1: 10 Thursdays, 10am–1pm (John Murray)

1S: Apr 4–June 6

\$445. Materials list online

See pg. 31

Assemblage with Found Objects AW516

Section 1S: 6 Fridays, 10am–1pm (Amy Hitchcock)

1S: Apr 5–May 3

\$190. Material list online

See pg. 31

Drawing & Painting Workshops

Figure Drawing Drop-In AW109

Using any media, work from a different live model each week and pay as you go. Make use of the instructor or draw on your own. All levels welcome.

Ongoing: Every Tuesday, 7–9pm, except holidays, weather emergencies and the month of August (Rob Stull, Brigid Watson)
\$20 per session, payable at the door (no preregistration required)
\$140 for prepaid 8-session coupon

Figure Drawing Intensive AW559

Immerse yourself in drawing with a dynamic and popular teacher who will bring out your best. Using any media, draw from a live model and see the subject and your own work with new inspiration. *Limit 13 students*

One Sunday each month, Nov–Apr, 1:30–5:30pm

(Robert Siegelman)

Section 5W: Mar 3

Section 6S: Apr 7

\$115 each. Includes model fee. Materials list online

Art Critique AW854

Take part in this small group discussion and get valuable feedback about your work. Bring up to five pieces of recent or unfinished work in any genre, including painting, mixed media, furniture, fibers and fashion. This class will offer a blend of suggestions and inquiries about your choices and reflections about your current creative process. *Limit 8 students*

Section 1W: Mar 10, Sunday, 5–7:30pm *(Robert Siegelman)*

Section 1S: Apr 14, Sunday, 5–7:30pm *(Robert Siegelman)*

\$55

Painting with Cold Wax AW915

Using printmaking techniques with oil paint and pigment sticks, without brushes or solvents, build up texture and layers to create spectacular effects. After adding line, color and texture, carve into your paintings to reveal layers beneath. Cold wax can be used with collage papers, fabric, texture tools, stamps and stencils.

Consider including inks, pastels and anything that adds to your mark-making. This class meets at the Eliot School Annex, 253 Amory St., Jamaica Plain. *Limit 10 students*

Section 1W: 2 Sundays, Mar 24 & Apr 7, 9:30am–1:30pm *(Paula Lazar)*

\$135. Materials list online

Drawing with Thread AW936

Section 1W: 2 Sundays, Mar 24 & 31, 10am–2pm *(Joetta Maue)*

\$130. Materials list online

See pg. 22

Pet/Animal Portrait AW1016

Rendering animals requires different skills than rendering people. Gain skills and techniques to portray eyes, nose, ears and fur to scale. Bring a selection of photographs to serve as your model. Bring your favorite media: acrylic, watercolor, charcoal or drawing supplies. This class meets at Eliot School Annex, 253 Amory St., Jamaica Plain. *Limit 10 students*

Section 1S: Sunday, Apr 14, 2–5pm *(Katherine Miller)*

\$55. Materials list online

Gouache Painting AC939

Working from observation, explore painting with gouache on panel. This non-toxic, opaque watercolor provides rich, matte color that can be used in a range of applications, from thin and semi-transparent to many semi-opaque or opaque layers. Start by composing a still life with thumbnail sketches, then apply layers one by one to achieve a glowing, beautiful result. *Limit 8 students*

Section 1S: 2 Sundays, June 2 & 9, 9:30am–12:30pm *(Vicki Paret)*

\$95. Materials: \$20 payable in class

“The class’s small size made it possible for everyone to get a chance to talk and share.”

Experimental Chinese Ink Painting & Calligraphy AC1015

Combine the discipline of a traditional calligraphic art with a contemporary approach to image-making. Treat each stroke as a choreography of movements. Using rice paper and ink, apply your practice to new forms. Taught by an inter-media artist whose work is rooted in Chinese calligraphy. *Limit 8 students*

Section 1M: Sunday, July 21, 10am–4pm *(Wen Hao Tien)*

\$65. Materials: \$20 payable in class; additional materials listed online

NEW Mixed Media: 2-D AW1064

Work with various collage materials, including vintage and decorative papers, newspaper, and other materials of your choice. Transfer images using acrylic gel medium, graphite paper, stencils, stamps and frottage. Create an artwork of your own design or work from an example. *(A break for lunch is included in the schedule.) Limit 10 students*

Section 1M: Sunday, July 28, 10am–4pm *(Terry Boutelle)*

\$110. Materials list online

NEW Mixed Media: Surface Texture AW1065

Add texture to the surface of your mixed media art using various acrylic mediums, embossing and other methods. *(A break for lunch is included in the schedule.)* This class meets at the Eliot School Annex, 253 Amory St., Jamaica Plain. *Limit 10 students*

Section 1M: Sunday, Aug 4, 10am–4pm *(Terry Boutelle)*

\$110. Materials list online

NEW Abstract Landscape Painting AW591

Broaden the way you approach landscape painting and enhance your painting skills. Using watercolor and acrylics, learn ways to expand landscape beyond observation. Practice mixing and identifying colors and values, create transparency and layers, prepare canvas or panels and learn how to finish a piece with confidence. *Limit 10 students*

Section 1: 4 Sundays, 10am–1pm (*Katherine Miller*)

1M: Aug 4–25

\$150. Materials list online

Book & Paper Arts

Altered Books AW753

Transform books, old or new, into art objects. The book becomes a canvas, a sculpture or a reliquary of personally meaningful content. Draw inspiration from the book's author or contents or purely use the book as a structure. Incorporate paper cutting, collage, bookmaking and other processes. The instructor will have books on hand or bring your own, along with small objects and images to include. This class meets at the Eliot School Annex, 253 Amory St., Jamaica Plain. *Limit 8 students*

Section 1W: Sunday, Mar 17, 10–4pm (*Cristina Hajosy*)

Section 1S: Sunday, June 2, 10–4pm (*Cristina Hajosy*)

\$90. Materials: \$25 payable in class

Silkscreen in Your Kitchen Sink AW799

Section 1: Saturday & Sunday, 9am–1pm (*Sarah Coyne*)

1S: Mar 30 & 31

1S1: June 22 & 23

\$165. Materials: \$20 payable in class

See pg. 29

Paper Marbling AW620

Create beautiful swirls and mottling colors with paper marbling. Learn Turkish-style marbling on water thickened with carrageenan (Irish moss). Experiment with a range of materials, colors and papers to create lovely, unique designs. Marbled paper is striking when used as book endpapers, portfolio covers and more. Beginners to advanced students welcome. This class meets at the Eliot School Annex, 253 Amory St., Jamaica Plain. *Limit 8 students*

Section 1S: Sunday, Apr 14, 9am–1:30pm (*Cristina Hajosy*)

\$75. Materials: \$30 payable in class

Wild Journals AC878

Create colorful, textured art journal pages, using paint, printmaking techniques, stamping, stenciling and collage. Transform pages into intricate, multilayered surfaces. Add dimensions by cutting and folding. Add extensions, pop-outs, windows and pockets. Make each page a one-of-a-kind canvas for words, drawings, images and photographs. Bring a blank journal; all other materials will be provided. This class meets at the Eliot School Annex, 253 Amory St., Jamaica Plain. *Limit 8 students*

Section 1: 6 Thursdays, 1–4pm (*Susan Porter*)

1S: May 2–June 6

\$280. Materials list online

Flag Books AW973

Handmade flag books offer wonderful sculptural possibilities. With multiple angles of view, they provide potential for interesting double narratives, contrasting viewpoints or yin and yang. Excite viewers with their visual movement and performative qualities. Fill your flag book with writing, wish lists, photographs, abstract designs and more. This class meets at the Eliot School Annex, 253 Amory St., Jamaica Plain. *Limit 8 students*

Section 1S: Saturday, Apr 20, 2–5pm (*Cristina Hajosy*)

\$55. Materials: \$25 payable in class

Paste Paper AW750

Paste paper is one of the earliest forms of surface decoration, traditionally used for endpapers and book covers. In the contemporary context, mixed media artists are finding exciting new potentials. Apply and manipulate colors mixed with a thick paste using a variety of tools. Custom color choices, tool-making tips and a wide variety of papers will be available. You may go on to use the papers you create here in our other book arts, collage and mixed media workshops. This class meets at the Eliot School Annex, 253 Amory St., Jamaica Plain. *Limit 8 students*

Section 1S: Sunday, May 19, 9am–1pm (*Cristina Hajosy*)

\$65. Materials: \$25 payable in class

Celebration Accordion Books AW922

Using an accordion book form, make a festive book full of surprises, packing it full of words, letters, tiny booklets, pockets, windows, beads and a range of other materials to give meaning to your celebratory wishes. Develop your concept, decide on your palette, choose a theme or occasion, then dive into a wealth of ingredients to build your book. Leave with a dramatic, unique gift—or a meaningful object to keep yourself. This class meets at the Eliot School Annex, 253 Amory St., Jamaica Plain. *Limit 8 students*

Section 1S: Sunday, June 9, 10am–4pm (*Susan Porter*)

\$115. Materials list online

“I loved the way the teacher encouraged us to push ourselves and try new techniques. He was easygoing, and there was a supportive atmosphere in class. I learned quite a bit about drawing. We all made progress.”

Prints & Photographs

Gelatin Prints AW924

Make printing plates from wobbly, versatile gelatin in a process easily repeated at home. Use stencils and a variety of tools to create dynamic, layered artworks. *Limit 8 students*

Section 1W: Sunday, Mar 10, 1–4pm (*Maggie Carberry Pasquan*)


\$57. Materials: \$10 payable in class

Printmaking for Creative Collage AW958

Learn a variety of experimental hand-printmaking techniques, then turn the results into a series of collages for exhibition pieces, greeting cards, gifts or use in books and collage. First use wood blocks, linocuts, monotypes, gelatin plates, stencils, stamps and found materials to make a series of water-based prints in all sizes. Create multiple variations using wet and dry media and different types and weights of paper. Then combine what you've made in a series of imaginative collage activities that move your image-making to a new level. This class meets at the Eliot School Annex, 253 Amory St., Jamaica Plain. *Limit 8 students*

Section 1S: Sunday, May 5, 10am–4pm (*Susan Porter*)

\$115. Materials list online



Silkscreened Greeting Cards AW904

Mothers Day, Fathers Day, birthdays—Make one-of-a-kind screen-printed cards for any holiday or special occasion using pre-made screens and gain successful screen-printing skills. Go home with 10 greeting cards. *Limit 10 students*

Section 1S: Sunday, May 5, 10am–12pm (*Sarah Coyne*)

\$45. Materials: \$10 payable in class

Silkscreen in Your Kitchen Sink AW799

Silkscreening seems daunting, but you can actually do it using your kitchen sink and a closet. That gives you the power to print colorful multiples on fabric or paper. Prepare a screen, transfer images using a photo emulsion process and make your first prints just the way you will do it later at home. *Limit 6 students*

Section 1: Saturday & Sunday, 9am–1pm (*Sarah Coyne*)

1S: Mar 30 & 31

1S1: June 22 & 23

\$165. Materials: \$20 payable in class

White Line Woodcut Printing AC846

The white line woodcut or “Provincetown print” method was invented in the early 1900s in Provincetown by a group of artists working to simplify traditional Japanese woodblock printing. White line prints can be simple or elaborate, realistic or abstract. Learn this low-tech method here, then continue printing in your home or studio. This class meets at the Eliot School Annex, 253 Amory St., Jamaica Plain. *Limit 8 students*

Section 1S: 3 Wednesdays, Apr 10–24, 1–4pm (*Amy McGregor Radin*)

\$145. Materials: \$20 payable in class

NEW Upcycling: Block Printing a

Second Life AW1056

Bring in old clothes, tablecloths, curtains and the like to give them new life using block printing. Create your own block designs, carve the blocks and print with inks that can withstand the laundry. *Limit 8 students.*

Section 1S: 3 Fridays, May 10–24, 10am–1pm (*Kristina Goransson*)

\$210. Materials: \$25 payable in class

Linoleum & Wood Block Printing AW968

Carve shapes and textures to create well-balanced graphic imagery. Roll out ink with a brayer, then rub the back of your paper onto your linoleum block to create a beautiful print without needing a press. This class meets at the Eliot School Annex, 253 Amory St., Jamaica Plain. *Limit 8 students*

Section 1M: Sunday, June 16, 10am–4pm (*John Murray*)

\$105. Materials: \$20 payable in class; additional materials listed online

Monotype Printing with a Press AW1020

Create unique prints using both oil-based and water-soluble inks. Organic materials and found objects such as fabric, eggshells, leaves, feathers and bubble wrap introduce texture and compositional surprises, and the small hand-cranked press introduces sometimes-unpredictable effects of pressure to create surprising and wonderful works of art. This class meets at the Eliot School Annex, 253 Amory St., Jamaica Plain. *Limit 8 students*

Section 2W: Saturday, Mar 30, 10am–2pm (*Lynda Goldberg*)

Section 1S: Sunday, June 23, 10am–2pm (*Lynda Goldberg*)

\$70. Materials: \$15 payable in class; additional materials listed online.

NEW Monotype Printing Intensive AC1040

Build skills in monotype printmaking, making single, unique prints using a manual printing press. Build composition, texture, depth and layers through experimentation and variation. Combine techniques, including overprinting, chine collé and collage, subtraction and tracing, incorporating organic materials and found objects for rich, complex results. This class meets at the Eliot School Annex, 253 Amory St., Jamaica Plain. *Limit 8 students*

Section 1M: Monday–Thursday, Aug 12–15, 9am–3pm (*Lynda Goldberg*)
\$475. Materials: \$30 payable in class; additional materials listed online

Basic Photography: Taking Better Pictures AC451

Understanding photography's basics is essential to making great images. Start with basic photographic principles and camera controls and expand to composition, color theory and issues of visual perception. Please bring your camera (any kind), camera manual, charged batteries and plenty of memory space to all sessions. This class meets at the Eliot School Annex, 253 Amory St., Jamaica Plain. *Limit 8 students*

Section 1: 6 Tuesdays, 6:30–9:30pm (*Cristina Hajosy*)
1S: Apr 23–May 28
\$230. Materials list online

“Our teacher was challenging and also encouraging. I will take another class.”

Intermediate Photography AC730

Expand your knowledge of photography's basics and develop your personal visual style. Review basic photographic principles and camera controls and work on creative assignments and visual exercises in class, learning from both personal projects and other students' and contemporary photographers' portfolios. In-class shooting will supplement critique sessions and lectures. Please bring your camera (any kind), camera manual, charged batteries and plenty of memory capacity to all sessions. This class meets at the Eliot School Annex, 253 Amory St., Jamaica Plain. *Limit 8 students*

Section 1: 6 Tuesdays, 6:30–9:30pm (*Cristina Hajosy*)
1W: Mar 5–Apr 9 (*snow day make-up Apr 16*)
\$230. Materials list online

Photographing the Landscape AC841

Demand more from your landscape photographs than just a depiction of a beautiful sunset or seascape. Broaden your photographic vision to be more thoughtful and dynamic. Photograph the landscape (both rural and urban) with new and refreshing perspectives by means of weekly class assignments. We will also view the work of some contemporary landscape photographers and see what makes them great. This class meets at the Arnold Arboretum, 125 Arborway, Boston. *Limit 12 students*

Section 1: 8 Thursdays, 6:30–8:30pm (*Robin Radin*)
1W: Mar 28–May 16
\$210. Materials list online

Street Photography AW1021


Become more comfortable and skillful with capturing the fleeting, compelling and poetic moments that unfold during daily life in an urban setting. Students will examine and put into practice a variety of ways to photograph people and the urban landscape, encompassing a wide range of moods typically found on city streets. Locations will be provided to students in advance. *Limit 15 students*

Section 1S: Saturday, May 18, 10am–1pm (*Robin Radin*)
Review Session: Tuesday, June 4, 7–8:30pm at the Eliot School Annex, 253 Amory St., Jamaica Plain
\$85. Materials list online

Make Big Photos AW948

What would your photos, prints or paintings look like REALLY big? Learn how to prepare a file in Photoshop, including color correction, sharpening and enlarging. Watch the Epson 9890 make big prints up to 4' x 8' using archival pigment ink, rated to last over 200 years. Leave class with a 24" x 36" print of your own on Epson Luster photo paper. You do not need to own Photoshop software to participate. All levels welcome. This class takes place in Somerville; students will be provided with location in advance. *Limit 6 students*

Section 1S: Saturday, June 8, 10am–1pm (*Gary Duehr*)
\$100. Materials list online



Mixed Media & Other Crafts

3-D Assemblage & Painting AC1014

Use paint, scrap materials and found objects in unlikely combinations to create unexpected and inquisitive 3-dimensional work. Develop your own narrative, combining painterly aspects of your style with the physicality of objects that speak to you. Class includes time looking at images from art history and contemporary art. *Limit 10 students*

Section 1: 10 Thursdays, 10am–1pm (John Murray)

1S: Apr 4–June 6

\$445. Materials list online

Assemblage with Found Objects AW516

Combine discarded wood, sewing notions, vintage toys and family snapshots with glue and ingenuity to make an evocative 3-D assemblage. Create new meanings by recombining old objects, both cherished and banal. Look at assemblages by the instructor and artists such as Joseph Cornell. Investigate how choices of images and objects help you tell your own story and receive both practical and aesthetic advice as you construct your art. *Limit 8 students*

Section 1S: 5 Fridays, 10am–1pm (Amy Hitchcock)

1S: Apr 5–May 3

\$190. Materials list online



NEW Mixed Media Studio Immersion AC1041

Take a week in the studio with space and support to deepen and expand your mixed media art practice. Demonstrations of mixed media techniques and short visual exercises augment independent studio time to start/continue/finish your mixed media project. Media welcome include: assemblage, collage, drawing, fiber, painting and printmaking. Discussions will include developing concepts that guide your work, strategies to support a successful studio practice and opportunities for professional development and networking with other artists. Bring your own materials to supplement those provided by the teacher. *Limit 8 students*

Section 1M: Monday–Friday, Aug 12–16, 9am–4pm (Merill Comeau)

\$500. Materials: \$50 payable in class

Mixed Media & Other Workshops

Matchbox Art AW964

Make miniature assemblages the size of a matchbox, in which symbols, memories and dreams occur on a tiny scale. Learn about the history of matchbox art and peek into the world of contemporary matchbox artists. Use decorative papers, vintage ephemera, assorted embellishments and more to collage and assemble miniature masterpieces of your own design. This class meets at the Eliot School Annex, 253 Amory St., Jamaica Plain. *Limit 8 students*

Section 1W: Sunday, Feb 17, 1–4:30pm (Amy Hitchcock)

Section 1S: Sunday, June 30, 1–4:30pm (Amy Hitchcock)

\$55. Materials list online

Smalti Glass Mosaics AW626

Create an 8" x 8" mosaic using smalti glass tiles. Reflect on the work of contemporary mosaic artists and discuss design concepts to create beautiful compositions. Bring a sketch, photograph or other images (sized to 8" x 8") as inspiration for your mosaic designs. *Limit 8 students*

Section 1S: 3 Mondays, Apr 22–May 6, 12–3pm (Lisa Houck)

\$245. Materials: \$40 payable in class

Pysanky: Wax-Resist Ukrainian Easter Eggs AC926

Pysanky, a traditional Ukrainian egg-decorating technique, uses layers of wax and colored dye to achieve beautiful, complex designs. In time for Easter, learn techniques of color layering, localized application and the use of different tool sizes to achieve various results. At the end, remove the wax to reveal the finished egg. Feel free to take this class multiple times to accumulate practice and refine your skills. *Limit 10 students*

Section 1W: 2 Sundays, Mar 17 & 24, 2–6pm (Gretjen Helene)

\$110. Materials: \$25 payable in class

Drop-ins welcome for experienced Pysanky artists and past students: \$20 payable in class

NEW Mixed Media & Collage AW1067

Cut, paste, rip, glue, stitch, draw, paint and collage. Exercises, critiques and group discussion will explore mechanics of collage and multiple ways to add layers to your work, with an emphasis on developing personal narrative. *Limit 8 students*

Section 1: Sunday, May 12, 10am–5pm (Keith Maddy)

\$150. Materials list online

Wire Wrapping & Wire Crocheting Jewelry A1022

Create a bracelet or necklace using a fine technique that combines wire wrapping and crochet stitch variations, using small, natural stones and glass beads. This stunningly beautiful craft has been honed through extensive global travel and research. Make a one-of-a-kind piece to your own design. You are encouraged to take this class more than once to perfect your skill. This class meets at the Eliot School Annex, 253 Amory St., Jamaica Plain. *Limit 8 students*

Section 1: 4 Mondays, 9:30am–12:30pm (*Elena Kaufman*)

1S: Apr 1–22

2S: May 6–June 3 (*no class May 27*)

\$195. Materials list online

Beading, Bead Weaving & Weaving Crochet Jewelry AC1023

Using a wide range of beads and color combinations, follow clearly explained directions to create your own patterns and designs for elegant beaded jewelry pieces. Starting with a foundation of bead crochet and basic chain stitch, steadily progress to more advanced techniques. You are encouraged to take this class more than once to perfect your skill. This class meets at the Eliot School Annex, 253 Amory St., Jamaica Plain. *Limit 8 students*

Section 1: 4 Tuesdays, 1–4pm (*Elena Kaufman*)

1S: Apr 2–23

2S: May 7–28

\$195. Materials list online

“Very relaxed atmosphere, lots of individual attention. Excellent teachers. I learned so much. It was a great class.”

NEW Glass Mosaic Jewelry AW1061

Make a miniature glass mosaic. Choosing from a wide selection of pre-cut glass and beads supplied by the instructor, create a design. Place, glue, grout and clean the glass mosaic on a metal pendant and hang it on a black leather cord. Class is open to children 8 and older if accompanied by an adult. This class meets at the Eliot School Annex, 253 Amory St., Jamaica Plain.

Limit 12 students

Section 1S: Sunday, Mar 24, 10am–12pm (*Michel L'Huillier*)

\$65. Materials: \$25 payable in class

Glass Fusing AW452

Learn the basics of glass fusing with glass mosaic shapes, colors and textures. Learn to use glass powders, frits and stringers. Design and create one 4" x 4" dish and one 8" x 8" plate, bowl or channel plate. The instructor will provide pre-cut pieces and cut specific shapes as requested. He will fire your pieces and the final work will be available at the Eliot School within a week. This class meets at the Eliot School Annex, 253 Amory St., Jamaica Plain. *Limit 12 students*

Section 1S: Sunday, Mar 31, 2–4pm (*Michel L'Huillier*)

\$65. Materials: \$85 payable in class

NEW Marbleized Wood Plates AW994

Section 1S: 2 Saturdays: Bowl making, Apr 20, 9am–1pm (*Ken Lindgren*)

Marbleized decoration, Apr 28, 9am–1pm (*Cristina Hajosy*)

The marbleizing session meets at the Eliot School Annex, 253 Amory St., Jamaica Plain

\$150. Materials: \$40 payable in class

See pg. 16

Marbling for Home Decor AW952

Decorate objects for your home using Turkish-style marbling techniques. Projects include marbling on terra-cotta planters, unfinished wood items and more. This class meets at the Eliot School Annex, 253 Amory St., Jamaica Plain. *Limit 8 students*

Section 1M: Sunday, Aug 11, 9am–1:30pm (*Cristina Hajosy*)

\$60. Materials: \$35 payable in class

Cold-Process Soap AW310

Cold-process soap is made from scratch using vegetable oils and lye. Learn the basics while making a batch of honey-oatmeal soap, then experiment with colors and fragrances. Soap made in class can be picked up the next day or next week. *Limit 12 students*

Section 1W: Sunday, Mar 10, 9:30am–3pm (*Kymerlee Keckler*)

This section meets at the Eliot School Annex, 253 Amory St., Jamaica Plain.

Section 1S: Sunday, May 19, 9:30am–3pm (*Kymerlee Keckler*)

\$85. Materials: \$20 payable in class

Easy Glycerin Soap AW335

Glycerin soap is already made, but can be personalized with scents, colors, pearlescent powders, flowers or embedded items. Soap will be ready to take home by the end of class. *Limit 12 students*

Section 1S: Sunday, Apr 28, 9am–12pm (*Kymerlee Keckler*)

\$60. Materials: \$20 payable in class

Join Our Community of Donors

Tuition does not cover all of our costs. We depend on generous donors—like *you*—to sustain our mission, our programs and our schoolhouse.

7 Ways to Give

- **Donate online** at eliotschool.org/give
- **Add to your tuition** when you enroll in a class
- **Direct your employer's matching gift** to the Eliot School
- **Honor a loved one** with a gift in their name or in their memory
- **Name a scholarship fund** in honor of a loved one with a minimum gift of \$10,000
- **Give equities**; contact us for details
- **Include the Eliot School** in your will

The Eliot School's legal name is Trustees of Eliot School. Find other important details online. For more information, contact Alicia Chick, Development Officer: achick@eliotschool.org.

Donors

John Eliot Society (\$3,500+)

Anonymous (4), Anonymous in honor of *Abigail Norman*, Elizabeth Barringer, Sue & Rob Bushman, Estate of Lorenzo Calabi, Marcella Calabi in memory of *Sonja & Lorenzo Calabi*, Kathy & Bob Cunha, Lisa & Robert DiAdamo, Judith Hoos Fox & Charles Fox, Stavros Socrates Frantzis Revocable Trust, Judy Gans & Joe Kalt in honor of *Alison Croney-Moses*, Farzana Mohamed & Paul Levy, Bonnie McBride in honor of *Abigail Norman*, Nicole & Terry Murray, Cristina Rosea Nelson, Abigail Norman, Rebecca Norman, Nina Calabresi & Bob Oldshue, Dana Rashti, Cate & Matthew Riales, Joy Silverstein, Melony Swasey, Nerine & Eric Warasta

Scholarship Funds

Dozens of students each year enjoy Eliot School classes tuition-free, thanks to donations to our Scholarship Fund. Most are children from low-income households from our school and community partnerships, who enroll in our Summer Program for Children and in classes throughout the school year. Scholarship application forms can be found online.

Named Scholarship Funds

We are proud to host scholarship funds in honor and in memory of individuals. A named scholarship can be created with a special gift. Please ask us for details.

- **Sonja Schubert Calabi Scholarship for Textile Arts**
- **Lorenzo Calabi Scholarship for Woodworking**
- **Charles Fox Scholarship**
- **Tim Ingles Scholarship**
- **Marilyn Mase Scholarship**
- **Nicole Murray Scholarship**



Studio Guild (\$1,500–\$3,499)

Anonymous, Antoinette Russell & Louis Bailey, Jeremiah Casey, Joanna Damp, John-Paul Ferguson, The Episode Foundation, Caroline & Ralph Gakenheimer, Priscilla Yang & Nathanael Gray, Elizabeth & Simon Griffiths, Karen Haas & Greg Heins, Gregory Kornbluh in memory of *Solomon L. Kornbluh*, Douglas Lemle, Laura & Shibly Malouf, Pam & Stuart Mathews, Lucy & Thaddeus McBride, Karen Smith McGarity, Maureen & David Moses, Fifi Nguyen, Margaret Norman in honor of *Abigail Norman*, Beverly Arsem & Tom O'Malley, Amelie Ratliff in honor of *Bonnie McBride*, Martha & Paul Rizzoli, Beverly Heywood Rogers in honor of *Joe Stanewick*, Mary Smoyer, Michelle Hallee & Gordon Wong

Artisan Guild (\$500–\$1,499)

Anonymous (4), Tish & Henry Allen, Scarlet & Sam Batchelor, Deborah & David Brooks in honor of *Nicole Murray*, Ginger Russell & Brad Brown, Heather Tauck & Griffin Buell, Nancy Topalian & Daniel Bumagin, Paschal Corrigan, Sarah Delaney, Caitlin & William DeVaul, Betsy Disharow, Marilyn Mase & Rick Dunfey, Lee & Jack Englert in honor of *Nicole Murray*, Andrea & Peter Enzinger, Don Eunson & G. Douglas Evans, Renán Flores, Ellen Remmer & Christopher Fox, Sarah Freeman in memory of *Sam Sherwood*, Anita Fritze, Suzanne Bertisch & Jason Gordon, Caroline McCoy & Roy Hodgman, Carole Mathieson & John Iappini, Mimi & Hylton Jolliffe, Cecilia Joseph, Susan Richey & Thomas Kane, Kymberlee Keckler, Elizabeth Ketudat, Marsha Kaminsky & Aaron Krakow, Barbara & Alvin Krakow, Jessica Welch & James Maguire, State Representative Liz Malia, Stefania & George Mallett, Susan & Robert Mayer, Susan Siebert & Bart Mitchell, Catherine Mosgofian, Cristina Rosa Nelson, Kristen & Michael O'Connor, Nicole & Geoff Parsons, Margaret Patterson, Laura & Robert Peabody, Elizabeth Jordan & Christopher Possinger in honor of *Abigail Norman*, Sue & Bernard Pucker, Arlene Snyder & Paul Rabin, Nancy Routh, Tristan Rushton, Charles Sandler, Ken Szazama, Sanem & Asri Onur Sergici, Andrea Sewall in honor of *Ann M. Macauley*, Joanne Shaughnessy, Nick Siemaska, Jodi Schmidt & Peter Smith in honor of *Eileen Schmidt*, Bruce Stedman, Mary & John Tarvin, David V.N. Taylor in memory of *Susie Sargent*, Katherine Chaurette & Martin Thomson, Jan Spitz & Steve Truslow in honor of *Abigail Norman*, Lettie & Melvin Tutiven, Sarah Hall Weigel & Tom Weigel, Elizabeth Wood & Jerry Wheelock in honor of *Charlie Sandler*, Nisha Basu & Ian Whittle, Henry Yager

Good Neighbor Fund (\$100–\$499)

Anonymous (8), Meg & Seth Abramowitz, Anastasia Albinson, Barbara Altman, Mary Ames, Barbara Anatolev, Joanne Anderson in memory of *Tim Ingles*, Judith Anderson, Lewis Baer in honor of *Joy Silverstein*, Jay Balaban, Jennifer Lee & Joseph Bamberg, Chelsea Barnett, Ros & Harris Barron, Bonnie Bastien, Michael Bentinck-Smith, Anne Kalt & Jeff Berens, Karen Bergstrand, Laurie Glassman & Carla Bettano, Ann Bevan Hollos, Lisa Bevilaqua, Robert Bienkowski in memory of *Tim Ingles*, Amy Ly & Adam Birnbaum, Yelena & William Blackwell, JoAnne & James Blakey, Ian Boissonnault, Oliver Bouchier, Helen & Andrew Braun, Susan Briggs, Carol Palmer & Andrew Brilliant, Cheryl & Leonard Brown in memory of *Tim Ingles*, Mary Murphy & James Buggie, Nancy Topalian & Daniel Bumagin, Holly & Daniel Burnes, Linda Burnett, Joanne Zitek & Frank Burns, Paul Callahan, Eric Campbell, Meg Campbell, Carole Capper in honor of *Mildred Broner*, Christine Carlsen, Gloria Carrigg, Janet Deegan & Constance Cervone, Pete Chamberlin, Roberto Chao, Doris Chary-Frantzis, Geoffrey Chasin, Linda Lesyna & Sally Cheek, Rachel & Samuel Childers, Annie Wong & Wayne Chin, Laura & Stewart Critton, Frieda & Joseph Cohen in memory of *Tim Ingles*, Kim Comart, BJ Comerford,

Roberta D Conant, Kathy Connolly *in memory of Tim Ingles*, MJ Connolly *in memory of Lorenzo Calabi*, Katie Connolly, Dean Conway *in honor of Cindy Conway*, Brian Crete, Julie Crockford *in honor of Jessica Welch*, James W. Currie, Jr., Nancy Brigham Cyr, Victoria Coates & Alec Danz, Debra Darby, Dorothy & Alex Darjean *in memory of Tim Ingles*, Deirdre & Jamie Day, Catherine Amory & Charles Deknatel, Kenneth Dietz, Olga & Sergey Dolinsky, Darlene Donovan, Alan Drabkin, Dorothy W. Dundas *in memory of Sonja and Lorenzo Calabi*, Joan & William Dunfee, Johanna Dwyer *in memory of Brenda Sweeny*, Martha Fowlkes & Frank Egluff, Susan & William Elsabee, Kathleen Engel, Erica & Dan Esrick, Stephen Evans, Emily Fannon, Sandra & Chet Fenton *in honor of Jim Thompson*, Lynne Adams & George Fifield, Theresa Fitzgerald, Anne Cody & Benjamin Forman, Robert Fox, Catlin Fox, Ann Gabhardt & David Friedman, Mary Fries, Brian Gallagher, Martha Gallagher, Dori & John Galton, Linda Garbus, Carol & Steve Garfield, Kathleen Gaskin-Holland & Ivo Holland, Anne & Sean Gavin, Karen & David Gemmett, Jean Hess & Lorna Gibson, Jeffrey Hugh Giles, Myanna Pontoppidan & Linda Giles *in memory of Tim Ingles*, Mary & Michael Gimbrone, Anne Giovanoni, Mary Ann Sullivan & Michael Gleason, Joyce & Robert Goggins, Pamela Goodale *in memory of Susan F. Johnson*, Yvette Gooding, Albert Gordon, Katherine Gormley, Sarah & Alfred Gramboce, Lisa Talayco & Bruce Graubart, Myrna Balk & Ramon Greenberg, Eric Greimann *in honor of Abigail Norman*, Christine Grey, Ernest Haas, Debra Rivkin & Bruce Haggarty *in honor of Abigail Norman*, Gail English & Andrew Haines, Deborah & Eric Hall, Sheila & David Hanson, Amy Hitchcock & Glen Hawkins, Josh Hendrick, Brigitte & Maarten Henkes, Curdina Hill, Mary Ames & Brian Hirschfeld *in honor of Mimi & Hylton Jolliffe*, Yvette & Lawrence Hochberg, Maggie Hoffman, Andrea Howard, A.T. Howe *in memory of Tim Ingles*, George Huff, Alisa & Paul Iantosca, Ana Impellizeri, Carolyn Ingles *in memory of Tim Ingles*, Elizabeth & Anthony Jackson, Dorothy Jacobson, Jennifer Johnston, Brenda Jones, Viki Bok & Dick Jones, Rosemary Jones, June Kaps, Barrie Keller & Steve Kaufman, Janet & Charles Yoichi Kawada, Arlette & Gus Kayafas, Edward Keane *in memory of Theresa A. Couture*, Thomas Keydel, Donald Kelley, Jo-Ann Kenney *in memory of Tim Ingles*, Koren Christensen & Nancy King, Robert King, Susan Kooperstein, Grigoriy Koytiger, Stanley Kramer, Jean & Jordan Krasnow, Tom Krebs, Robert Sharrett & William Krier, Marianne Gibbons & Ron Kulich, David Lapin, Kate LaPine, Judith Robichaud & Rob Larsen, Amanda & Abbott Lawrence, Sandra LeDuc, Celeste & David Lee, Marie Lee, Rita Lee, Katina Leodas, Susan Levin, Sheryllyn & David Levy, Mary Lewis, Robert Ditter & Alphonse Litz, Laurie Livingston, Alex Bowers & James Liu, Ann Lloyd *in honor of Charles Fox*, Elena & Ron Loukas, Teresa Souza & Itai Lourie, Susan MacPherson, Pares Mallis, Laura & Shibly Malouf, Virginia & Keith Marcotte, Mary Ellen Ehrenreich & Steve Marks, Erin & Rob Martin, Pat & Ramón Martin, Heidi Whitman & Bob Mathews, Susan & Robert Mayer, Michele & Chuck McAfee, Abigail McBride *in honor of Bonnie McBride*, Anne McCaffrey, Leslie & Richard McDonough, Patti & Larry McKenna, Peggy McNeil *in memory of Tim Ingles*, Elizabeth Merica, D.A. Mittell, Jr., David Moir, Margaret & Kevin Moloney, Patricia Pirone

& Orson Moon, Marilyn Morrissey *in memory of Jim Ryan/in honor of Abigail Norman*, Alison Crouney Moses & David Moses, Catherine Mosgofian, Linda Sklar & Dick Moscovitz, Karen Mueller, Steven Muller, Carolyn Muskat, Janice Rogovin & Leo Newhouse, Electa Sevier & Jos Nicolas, Anne Sasser & Morris Norvin, Cindy Arias & Josiah Oberholtzer, Susan Orr, Roger Pachter, Vicki & Dan Paret, Marilyn & Kevin Parker, Kelly Knight & Andy Payne, Jay Perreault *in honor of Prof. Joe Stanewick*, Julie & David Perry *in honor of Nicole Murray*, Carol Becker & Jane Petro, Margaret & Frank Pettorossi, Catherine Phillips, Renee & Joseph Pike *in memory of Tim Ingles*, Carol Pine *in memory of Tim Ingles*, Olwen & David Pitzold, Sandra Pearl Pomeroy, Nan Porter *in honor of Putter Porter*, Susan Porter *in honor of Abigail Norman*, Crouney Powell & Rhys Powell, Laura Raisty, Mary Rauh, Edie Read, J. Kevin Reilly *in memory of January*, Michael Reiskind, Martha Kirk Richardson, Thomas Kane & Susan Richey, Elizabeth & Wilson Rickerson, Wendy Rist, Amy Macdonald & Fran Rivkin, Louise Robbins, Mary Roche *in memory of Tim Ingles*, Tom Rose, Esther & Matthew Roth-Katz, Nancy Routh, David Russell, Steven Sackmann, Marcy & Sean Sacks, Harvey Salgo, Anthony Sammarco *in memory of Herbert & Jane Fossell*, Charles Sandler, Gail Sarno, James Savage, Michael Saver, Steve Schernecker, Sheara & Jeffrey Seigal, Barbara Dworetzky & Christopher Shanahan, Peter Shapiro, Jesse Shaw, Vita Shkolovsky, Annie Silverman, Marilyn Snyder & Richard Snyder, Lucille & Richard Spagnuolo, Diane & John Spears, Marilu Swett & Carl Spector, Teresa Spillane, Paul Spinale, James Spriggs, Donna Springs *in memory of Mary Springs*, Sandy & Joseph Stanewick *in honor of Abigail Norman*, Eve Straussman-Pflanzner, Nita Sturiale & Giuseppe Taibi, Maureen Talayco *in honor of Lisa Talayco*, Charlie & Maria Tardanico, Joan & Harold Thomas, Polly Hoppin & Robert Thomas, Patricia Thomas, Bill Thompson, Dinah Shepherd & Nick Thompson, Paul Tomkavage, Naomi & Robert Tuchmann, Christine & Jeffrey Van Doren, Sonya Vaziri, Janet Veasey, John Walker, Debra Wallbridge *in honor of Abigail Norman*, Jane & Paul Walsh, Tracy O'Brien & Michele Waters, Barbara Watkins, Bart Dahlstrom & Richard Webster, Mimi Pichey & Jack Wellman, Kathleen Henry-West & John West *in memory of Tim Ingles*, Ellen Vollmers & Christopher Westphal, Sandy Wheeler, Jerry Wheelock *in memory of Tim Ingles*, Barbara & John Wicker, Kendra & Peter Wilde, Katherine Pharibe Wise, Tara Wohlgemuth, Margaret Woo, Cynthia Johnson & John Wortham, Ginny Zanger, Ellen Zellner, Terry Boutelle & Jim Zigmont

Apprentice (\$1–\$99)

Anonymous (6), Anonymous *in honor of Charles Deknatel*, Anonymous *in honor of Paul Levy*, Anonymous *in honor of Paul Levy and Farzana Mohamed (2)*, Anonymous *in honor and memory of Richard Walsh (2)*, Marie Abe, Ruth Vaughan & Feras Akbik, Lee Alexander, Laura Allen, Ruth Allukian, Nancy Angney, Christine & Jeremy Baldwin, Marygrace & Peter Barber, Elissa Barr, Ingrid Barrett *in memory of Sonja and Lorenzo Calabi*, Thomas Barrett *in memory of Helen B. Barrett*, Bonnie Bastien, Gary Battiatto, Danika Bayard, Margaret Waters & Thomas Battle, Hilda Becker, Seymour Beckford,

Alexandra Smith & Christopher Beeson, Nina Lev & Ronald Beland, Sergio Bellotti *in memory of Tim Ingles*, Warren Benbow *in memory of Tim Ingles*, Ruth Ann Bennett, Ann Bergin, Elaine Berteletti, Paula Bevacqua, Travis Book, Ifigenia & James Boulogiane, Linda Bova *in memory of Tim Ingles*, Mary Brinton, Alexander Brodsky, Rosemary & Ted Brooks, Chelsea Brown, Laura Soul Brown, Glenda Buell, Elizabeth Burke *in memory of Elizabeth Scannell*, Bev Burton *in memory of Tim Ingles*, Victoria Cain, Louise Carcione *in memory of Tim Ingles*, Raquel Cardoso, Arno Puskar & Philip Carlino, Christine Carlsen *in memory of Elaine S. Agan*, Tracy Carlson, Susan & Tom Carty, Anne Chaisiwatanasai, Donna & Bruce Chapman *in honor of David & Cristina*, Susan & Tom Carty, Paula Chasan, Susan & Thomas Cheatham *in honor of Naim Fidanque Mohamed Levy*, Alicia & Jeff Chick, Danica Chipman, Nancy Claussen *in memory of Tim Ingles*, Cornell Coley, Robert Collins, Roberta Schmidlein & James Castillo, Susan & Michael Cranmer, James W. Currie, Jr., Patricia Daley, Ted Daniel *in memory of Tim Ingles*, Heather Dawson, Yvonne & Mack Day *in honor of Deirdre Day*, Patrick Dempsey, Brendan Denomme, Susan & Dwayne Desaulniers, Lois & Benjamin DeWinter, William J. DiCicco, Nancy Dick-Atkinson *in memory of Nils Johnson*, Judith Dillman, Thomas Donahue, Darlene Donovan, Patricia & Michael Donovan *in memory of Tim Ingles*, Wendy & James Dorsey, Nicola Drew *in memory of Tim Ingles*, Patti Ryan & Christie Dustrman, Jerel Dye, Ellen Dyer, Judith Dzyak, John Earley, Leaf Elhai, Anne Emerson, Sharon Engelhardt, Gayle & Michael Epp, Chris Evans, Kelsie Evans, Christine Dunn & Fabio J. Fernández, Wendy Wolfe Fine, Jane Ashley & Ann Fleche, Anne Cody & Ben Forman, Lindy Forrester, Sandy Madden & Ed Forte, Jennifer Coplon & Bob Frank, Anne & Robert Franklin, Eve Sorum & John Fulton, Clea Simon & Jon Garelick *in memory of Tim Ingles*, Katherine Gasaway, Adam Gibbons, Gene Goldstein, Janice Goodfellow, Jean Goodman, Olivia & Alex Graffeo-Cohen, Mary Louise Amrhen & Gerard Greene, Myrna Greenfield, Christine Grey, Dorothy Gunther, Maya & Giora Hadar, Hope Haff, Jill Hallisy, Kristina Hals, Susan & Bruce Hampton, Marie & Matthew Hardie, Ashley Lazonic Harding, Polly Harold, Owen Hartford, James Healy, Amanda Hegarty, Louise Herman, Mi Herzog, Sharon Hessney, Curdina Hill, Devin Hill, Suzanne Hoffman, Lisa Houck, Helen Hummel, Shirley Hutchins *in memory of David Hutchins*, Alex Jacobson, Anna Jades, Alfred Jeffries, Michael Johnson, Christine Johnston, Joseph Judge, Marie M. Jules, Virginia Kapner, Carol Kelley *in memory of Tim Ingles*, Adilia Kennedy, Rita Kenney *in memory of Tim Ingles*, Katherine & Harry Keough, Janice & Robert Kerwin, Patricia Kinsella, Yeesun Kim & Nicholas Kitchen, Cynthia Korhonen, Donna Kray, Elizabeth & David Labbe, Lucy Nims-LaFleche & David LaFleche, Joan Lane, Helen Lang, Maria Elena Gonzales & Martine LeBret, Ann Niederkorn & Esther Leidolf, Yair Levit, Marion Davis & Jeri Levitt *in memory of Tim Ingles*, Roselle Levy, Carolyn Shadid Lewis, Kris Liberman, Ken Lindgren, Aida López, Blyth & Charles Lord, Virginia Lyons de Neufville, Fran Rivkin & Amy MacDonald, Regina MacLeod, Beth & Kevin Mahar, Maureen Maher, Nancy Nevins & John Mahoney, Antonia Makosky, Robin & Richard Maltz, Mandela Residents Cooperative, Virginia & Keith Marcotte, Sundus

Mari, Veronica Ramirez Martell, Cristin Martineau, Robin Maxfield, Karen McCormack, Flora McCoy-Greene *in memory of Tim Ingles*, Mary McCusker, Robert McKee, Victoria McMeeking, Maureen Meloy *in memory of Tim Ingles*, Mary Beth Hardy & Neal Merbaum, Annie Meyer, Jean & James Miller *in honor of Lisa Talayco*, Emily & Joel Mondon *in memory of Tim Ingles*, Martha Moor, Alison Croney-Moses & David Moses, Barbara & Richard Murdock, Linda & John Murphy *in honor of Lisa Talayco*, Katie Li & Kyle Myrick, Dyllan Nguyen, Fifile Nguyen, Titilayo Ngwenya, Tanya Mayadas-Norton & Chuck Norton, Eileen O'Connor, Mabel & Albert Oliphant *in honor of Eli Jacob Fixler*, Annie Cole & Gordon Orloff *in memory of Tim Ingles*, Christopher Osgood, Pam Wylie & Kirk Pantos, Rosalie Davis & Scott Payette, Marie Pechet *in memory of Tim Ingles*, Jenna & Vitaliy Petrenko, Carol Becker & Jane Petro, Amy Pett, Vivian Pratt, Martha & Richard Pulley *in honor of Lisa Talayco*, Brian Putnam, Camilo Ramirez, Marty Remsen, Chris & Sheera Rhinehart, Zoe & John Rigas, Elaine & Michael Roche, Kara Rodgers *in honor of Joy Silverstein*, Mary Rogers, Ernesto Romano, Patricia Rooney, Rita Dunipace & David Rosen, Josh Rosen *in memory of Tim Ingles*, Chris McGroddy & Chris Rotti, Carolyn Royce, Carol Russo, Molly Rubenstein, Ann Ryan, Julia Ryan, Amy Nauss & Karen Sabastian, Brooke Scibelli, Peter & Stanley Shapiro, Kimberly Stegmaier & J. Andrew Shelley, Anne McHugh & Howard Shrobe, Rachel Shatill, Pamela Shwartz, Yoko Nakatani & William Silvio, Roberta Apfel & Bennett Simon, Ellen Simons, Ellen Simpson *in honor of Lisa Talayco*, Mary Sine *in memory of Tim Ingles*, Heather Long & Jack Sinnott, Caleb Slotnick, Jaye & Darin Smith *in honor of Kyle & Quinn Smith*, Christine Sonnhalter *in memory of Tim Ingles*, Anna Stabler, Bridget Lynch & James Stark, Madeleine Steczynski, Peter Steiger, Barbara Stier, Sandra Storey, Nancy Stratton, Jin Suk, Mark Sullivan, Nancy Davis Swanson & Robert Swanson, Gerry Tejada, Fabien Tepper, Jennifer Tjia, Sarah & Michael Toce, Barbara Trachtenberg, Eileen Wong & Gregory Tucker, Joanne Tuller, Steve Tully *in memory of Tim Ingles*, Maria Vitagliano, Nadya Volicer, Marie vonKampen, Paul Rogary & Douglas Vooyo *in memory of Tim Ingles*, Lindsey Wagner, Shirley & Daniel Walsh, Barbara Watkins, Alison Webster, Danielle Weil, Sarah Kate Weiss *in honor of Calvin Weiss*, Emily Richmond Wheeler, Mark Whitlock, Mark Wilen, Matthew Williams, Ann Starnbach & Adam Wise, Laura Wulif, Nikki Kong & John Young, Marcus Yountz, Sebastian Zapata, Sojida Zardodkhon, Reenie Zeff, Linda & Jerrold Zindler

1676 Monthly Giving Society

Alicia & Jeff Chick, Jean-Paul Ferguson, Judith Hoos Fox & Charles Fox, Karen Haas & Greg Heins, Alison Croney Moses & David Moses, Ann Nierderkorn & Ester Leidolf, Tristan Rushton, Joanne Shaughnessy, Melony Swasey, Jessica Welch & James Maguire

Funders

C.F. Adams Charitable Trust
 Anonymous Foundation
 Baltimore Community Foundation
 916 Foundation Fund
 Barr Klarman Massachusetts Arts Initiative
 Boston Cultural Council*
 The Boston Foundation
 Remmer-Fox Family Foundation
 Sands Family Fund
 Shawkemo Fund
 BPS Arts Expansion Fund at EdVestors**
 Cabot Charitable Trust
 Combined Jewish Philanthropies of Greater Boston
 Tzedakah Fund (Bernard & Sue Pucker)
 East Boston Savings Bank Charitable Foundation
 The Episode Foundation
 Essex County Community Foundation
 McCoy Family Fund
 Fidelity Charitable Gift Fund
 Fritze Family Fund
 Hoppin Family Fund
 Jockers Family Foundation
 Joe Kalt & Judy Gans Foundation
 Linde Family Foundation
 Massachusetts Charitable Mechanic Association
 Massachusetts Cultural Council*
 Massachusetts Cultural Council Cultural Facilities Fund
 Robert & Susan Mayer Charitable Foundation
 MENTOR Charitable Fund
 Murray Family Foundation
 New England Grassroots Environment Fund
 New World Foundation
 September 20th Fund
 New York Community Trust
 James Talcott Fund
 The Plymouth Rock Foundation
 Patricia C. Remmer Charitable Trust
 Martha & Paul Rizzoli Family Foundation
 Schwab Charitable Fund
 Tauck Family Foundation
 David V.N. Taylor Foundation



*Funded in part by the Massachusetts Cultural Council, a state agency, and by the Boston Cultural Council, a municipal agency, which is supported by the Massachusetts Cultural Council.

**Funded in part by Boston Public Schools (BPS) Arts Expansion, a multi-year effort focused on access, equity and quality arts learning for BPS students. The BPS Arts Expansion Fund, managed by EdVestors, is supported by the Barr Foundation, The Boston Foundation, Katie and Paul Buttenwieser, Klarman Family Foundation, Linde Family Foundation, and other foundations and individuals.

Business Supporters

Please support the local businesses that support us. Our business supporters create a thriving neighborhood and an active community of artisans and artists.

Artisans, Artists, Architects & Builders

Ace Creative Graphic Design
 Barbara Krakow Gallery
 Charles Fox Architect
 Jamaica Plain Artists Association
 Jameson & Thompson Picture Framers
 Non Issue Studio

Woodworking & Sewing Supplies

JP Knit & Stitch
 Yumont True-Value Hardware

Food & Drink

Blanchard's Wine & Spirit
 Brassica Kitchen & Café
 City Feed & Supply
 Fiore's Bakery
 Harvest Co-op
 JP Licks-Jamaica Plain
 Monumental Cupcakes
 Tito's Handmade Vodka
 Wegman's
 Whole Foods Market

Financial Services

East Boston Savings Bank
 Eaton Vance
 FL Putnam Investment Management

Real Estate

AJM Real Estate
 Arborview Realty
 Cervone Deegan & Associates at Coldwell Banker Residential Brokerage
 Unlimited Sotheby's International Realty-Melony Swasey

Other Businesses

Amazon Smile
 Arborway Auto Service
 Boing! JP's Toy Shop
 Boston Duck Tours
 Centre Cuts Salon & Day Spa
 Fire Opal
 Fresh Hair Salon
 Google: Googlers Give
 Hatoff's Gas
 Jamaica Plain Historical Society
 Jamaica Plain Tuesday Club
 Jamaica Pond Association
 Mann Rodgers & Commonwealth Cremation & Funeral Services
 Murdock Mail
 New Leaf Flores
 Robiar Massage Therapy
 Stanton Insurance Agency
 Trapology Boston
 VinnDio Salon
 West Cork Auto

Staff

Administration

Abigail Norman, *Executive Director*
 Alicia Chick, *Development Officer*
 Helen Lang, *Bookkeeping: Payroll/Audit*
 Dyllan Nguyen, Brooke Scibelli, *Special Projects*
 Tanya Nixon-Silberg, *Team Assistant*

School & Community Partnerships

Alison Croney Moses, *Program Director*
 Verónica Ramírez Martell, *Program Coordinator*
 Taylor Dean, *Assistant Program Coordinator*
 Charlotte Huffman, *Teen Arts & Professional Development Coordinator*
 Julissa Zavala, *Teen Arts Specialist*
 Ian Haines, *Team Assistant*

In-House Program

Claudia Fiks, *Program Director*
 Dyllan Nguyen, *Summer Program Coordinator*
 Angie Arriaga Millet, *Registrar/Office Manager*
 Julia Cseko, *Assistant Registrar*

Facilities

Andrew Riiska, *Facilities Coordinator*
 Jasmanie Gonzalez, *Shop Assistant*
 Tam Willey, *Custodian*

Trustees

Co-Chair Melony Swasey, *Unlimited Sotheby's International Real Estate*
Co-Chair Jessica Welch, *Lowell, Blake & Associates*
Treasurer Melvin Tutiven, *East Boston Savings Bank*
Secretary Joanna Damp
 Emily Fannon, *Accenture*
 Edward Forte, *Forte Architecture + Design*
 Karen Haas, *Museum of Fine Arts Boston*
 Aaron Krakow, *Krakow & Souris, LLC*
 Bonnie McBride, *Sportsmen's Tennis & Enrichment Center (retired)*
 Farzana Mohamed
 Dana Rashti, *AllWays Health Partners*
 Martha Rizzoli
 Eric Warasta, *Moody, Lynn & Lieberman, LLC*

Advisory Council

Henry Allen, *Discount Foundation (retired)*
 Drew Bagdasarian, *DRB Associates*
 Emerico "Tony" Barros, *Senior Advisor on Neighborhood Issues, City of Boston*
 Leslie Reid Bos, *Madison Park Development Corporation*
 Lori Smith Britton, *Community Resource Consulting*
 Raquel Cardoso, *Rafael Hernández K-8 School/ Boston Public Schools*
 Cornell Coley, *Coley Communications*
 Katie Connolly, *Milton Academy*
 Deirdre Day, *Smartbear*
 James Dorsey, *IHC Global Insight*
 Lee Englert, *Steppingstone Foundation*
 Fabio Fernandez, *Artist, Educator, Private Dealer*
 Nicole Fernandez
 Julio Fuentes
 Curtis Henderson, *Boston Neighborhood Network (retired)*
 William Henderson, *Henderson Elementary School (retired)*
 Devin Hill, *JP Morgan Securities*
 Andrea Howard, *West End House*
 Janet Kawada, *Massachusetts College of Art & Design (retired)*
 Paul Levy
 James Maguire, *Merck Family Fund*
 George Mallett, *Artists for Humanity*
 Nicole Murray
 Titilayo Ngwenya, *Fuller Craft Museum*
 Michael Reiskind, *Jamaica Plain Neighborhood Council; Jamaica Pond Association*
 Molly Rubenstein, *MIT D-Lab*
 Antoinette Russell, *Eaton Vance Investment Counsel*
 Mitch Ryerson, *Ryerson Design*
 Jan Spitz, *Norman B. Leventhal Map Center (retired)*
 Sandra Storey, *Jamaica Plain & Mission Hill Gazettees (retired)*
 Robert Tuchmann, *Wilmer Cutler Pickering Hale and Dorr LP (retired)*
 Meredith Olson Wallace, *Brigham Health/Brigham & Women's Hospital*
 Thomas Welch, *Thomas F. Welch Associates*

Board Emeriti

Bob Cunha
 Braulio Felipe, *Dept. of Property & Construction Management, City of Boston*
 Charles Fox, *Charles Fox Architect*
 David Hodes Friedman, *Dept. of Architecture, Massachusetts Institute of Technology (emeritus)*
 Curdina Hill, *Clearways to Freedom*
 John Iappini, *Marathon Associates*
 Carolyn Ingles, *Shattuck Hospital (retired)*
 Ramón Martín, *Brigham & Women's Hospital*
 Marilyn Mase, *Wentworth Institute of Technology; Independent Artist*
 Kevin Moloney, *Barron & Stadfeld, PC (retired)*
 Terry Murray, *Eliot Street Capital*
 Margaret Patterson
 Asri Onur Sergic, *Hancock Whitney Bank*
 Terry Power, *The Power Company*
 Joy Silverstein, *Fresh Hair Salon*
 Mary Smoyer, *Boston Public Schools (retired)*

Organizational affiliations for identification only

Welcoming, Inclusivity & Non-Discrimination

The Eliot School welcomes students, faculty and staff of any national or ethnic origin, race, color, religion, physical ability, sexual orientation and gender identity and expression. The school does not discriminate in admission to its programs or in their administration.

While our Amory Street classroom is handicapped accessible, the Eliot Schoolhouse is not. If you have a disability, please be in touch so that we can discuss your needs and do our best to accommodate you.

Our Partners

We are proud to cooperate with the following partners, which host, cross-list and co-sponsor selected Eliot School courses and events:

Arnold Arboretum of Harvard University
 Eastern Massachusetts Guild of Woodworkers
 Fuller Craft Museum
 Galatea Fine Arts
 The Makery
 Museum of Fine Arts Boston



THE MAKERY



fullerCRAFT
 museum™

Let the art touch you

GALATEA
 FINE ART

REGISTER & PAY ONLINE at eliotschool.org

by phone: Call 617.524.3313, ext. 12

by mail: Send with payment to Eliot School, PO Box 300351, Boston MA 02130

Additional forms, policies on discounts & refunds: eliotschool.org

More information: 617.524.3313, ext. 12, or info@eliotschool.org

Student's name _____

Address _____

City _____ State _____ Zip _____

Phone (day/eve/cell) _____

Email _____

New Student Returning Student Child (under 18)

Student's date of birth _____

In case of emergency: Name/Phone/Relationship to student _____

For students under age 18, please add parents' names & numbers _____

How did you hear about us?

Catalog Web Email Newspaper Word of Mouth

Our Building Other _____

Course Code	Course Name	Section/Day	Amount
Total Tuition			
Late Registration Fee: Register after 1 week before class starts, add \$5			
Applicable discount (See Policies at eliotschool.org)			
Please add my tax-deductible donation			
Total due			

Payment method:

Check to the Eliot School, enclosed

Visa MasterCard Discover AmEx

Card number _____ Exp date _____

Name on card _____

Required:

I understand that if I withdraw two weeks or less prior to the start of a class I will not receive a refund or a credit. If I withdraw more than two weeks prior, I will receive a refund minus a \$20 cancellation fee. I understand that my registration is non-transferable.

I agree to abide by the Eliot School's code of conduct as expressed in its Core Values: eliotschool.org/about

Signature _____

For staff use only

Check # _____ Date entered _____ Staff initial _____ Registered Date rec'd _____



24 Eliot Street
PO Box 300351
Boston MA 02130

Return Service Requested



**Classes & workshops for all ages
& skill levels: Woodworking & Furniture,
Sewing, Fashion & Fiber Arts, Book Arts,
Painting, Drawing, Photography, Mixed Media**

eliotschool.org

Design: www.acecreative.biz | Cover photograph: Justin Knight | Inside photographs: Eliot School staff | Illustrations: Matt Files

Non-profit
U.S. Postage
Paid
Boston, MA
Permit No. 54318