



THE ELIOT SCHOOL

CLASSES IN CRAFTS & FINE ARTS FOR ALL AGES

Due to the ongoing public health emergency and restrictions, all In-House classes have been suspended until further notice. We are actively studying options for phased physical re-opening and online classes as the situation allows.

Please enjoy a sample of our typical class offerings.

spring/summer 2020

HANDS-ON WORKSHOPS

Easter Egg Decorating

Sunday, Apr 5, 10am–12:30pm

Eliot Schoolhouse, 24 Eliot St., Jamaica Plain

Bring boiled eggs, we'll supply the rest. Open house format. Best for kids ages 4 and up. Keep watch for a neighborhood egg hunt, too, at Loring-Greenough House, 12 South St., Jamaica Plain. Suggested Donation: \$5

Wee The People**My Night in the Planetarium**

Sunday, June 14, 1–4pm

Eliot Schoolhouse, 24 Eliot St., Jamaica Plain

Celebrate liberation from enslavement. Storytelling and crafts for all ages. Suggested Donation: \$5

Join us for a puppet show. Wee The People, the social justice project for kids, have adapted Innosanto Nagara's autobiographical picture book, *My Night in the Planetarium*, in partnership with Puppet Showplace Theatre. This story of political repression and resistance in Indonesia transforms into a giant pop-up book puppetry performance filled with visual surprises, fascinating discoveries and humanity as seen through the eyes of a curious child. Truth and humor show how art can effect social change to make the world more fair. After the show, stay and make your own pop-up stories. Best for ages 5 and up. Suggested Donation: \$5

EXHIBITIONS & TALKS

Artists' Talk

Gender-Fluid Fashion & Design**Melissa Thyden & Britteny Monty**

Thursday, Mar 26, 6:30pm

Eliot Schoolhouse, 24 Eliot St., Jamaica Plain

Gender-fluid style is undergoing culture shift. Fashion designers question who wears what, and consider how current signifiers complicate tradition. Join us for a conversation about playing with clothing codes. Part of Boston Design Week. Suggested Donation: \$5

Faculty Exhibition

“Shaping the Grain”

Alison Croney Moses, Michael Gleason, Ken Lindgren, Dan Paret, Andrew Riiska

Exhibition Mar 4–29**Reception** Friday, Mar 6, 6–8pm**Artists' Talk** Sunday, Mar 15, 3pm

Galatea Fine Art, 460 Harrison Ave. #B-6, Boston

These artists on our faculty all make fascinating functional and sculptural forms from wood. We are pleased to show off their work—elegant, funny, functional and artful—at Galatea Fine Art, a contemporary cooperative art gallery in Boston's SoWa district, where twice a year we showcase Eliot School instructors and Artists in Residence.

Celebration

Teen Bridge Spring Showcase

Saturday, June 13, 2–3pm

Eliot School Annex, 253 Amory St., Jamaica Plain

Learn what Teen Bridge has been up to as participants present artwork they have created this year and speak about the program. Light refreshments will be served.

**KALEIDOSCOPE**

Celebration. Creativity. Community.

A night of fun and fundraising**THURSDAY, OCTOBER 8, 2020****CITY WINERY / 80 BEVERLY STREET / BOSTON**

Enjoy an evening of live music, community, delicious food and drinks, an art auction and an opportunity to support our mission: inspiring lifelong learning in craftsmanship and creativity for all.





The Eliot School inspires lifelong learning in craftsmanship and creativity for all. Celebrating skills and imagination, we bridge machine tools with handwork, experimentation with tradition. “Art for all” is central to our work. We believe everyone deserves access to excellent art education and the opportunity to make things by hand.

Our classes are small and welcoming. Students—of all ages—cover a range from beginners to experienced artists and artisans. Our Scholarship Fund allows children from low-income households to take classes in our schoolhouse; preference goes to students enrolled in our School & Community Partnerships.

Our Partnership Program brings art and woodworking into Boston’s public schools and community centers. There, our instructors turn classrooms, cafeterias, teachers’ lounges and community rooms into wood shops and art rooms. Each year, more than 2,000 students in grades K–12 experience the pleasures of making things by hand, absorbing literacy and STEM skills in the process.

Our Teen Bridge Program brings together a select group of teens year-round, for multiple years, for art education, mentorship, job training and work experience. Teens spend summers as teachers’ aides in our Summer Program for Children, fellows for our annual **Artist in Residence** or participating in summer intensive art classes to better their skills. This season’s Artist in Residence is Carolyn Shadid Lewis.

We invite you to join us with hammer, thimble, camera or brush. Satisfy your desire to create, enjoy the pleasures of craftsmanship—and support our work inspiring “art for all.”

Where to Find Us

Schoolhouse: 24 Eliot Street

Our schoolhouse is located in the center of Jamaica Plain, halfway between the Jamaicaaway and the Soldiers’ Monument, where Eliot, South and Centre Streets meet.

T: Orange Line to Forest Hills stop; walk or take Bus 39 or 48 to Eliot St.

Bicycle: BLUEbikes station at Curtis Hall Community Center, Eliot and Centre Streets.

Carpool: Download the app at www.carpool.life

Parking: Plenty of on-street parking. Free lighted lot on Thomas St. behind Blanchard’s, one block away.

Annex: 253 Amory Street

Our annex is a block from the Stonybrook Station, near the Brewery Complex.

T: Orange Line to Stonybrook stop.

Parking: Parking is limited.

617.524.3313 | info@eliotsschool.org

Mailing

PO Box 300351
Boston MA 02130

Schoolhouse & Registrar

24 Eliot Street
Jamaica Plain MA

Annex & Administration

253 Amory Street
Jamaica Plain MA

Children & Teens Classes

Woodworking	2
Tinkering	3
Sewing & Fiber Arts	3
Visual Arts	4
Photography	4
Summer Program for Children	5

Community Programs

School & Community Partnerships	6
Professional Development Workshops for Art Teachers	7
Teen Bridge	7
Artists in Residence	8
Moving & Making with Boston’s Great Museums	27

Adult Classes

Woodworking	9
Upholstery & Restoration	13
Sewing & Fashion	16
Fiber Arts	18
Drawing & Painting	20
Book & Paper Arts	24
Printmaking	25
Photography	25
Mixed Media	26
Other Crafts	28
Summer Intensives	14



- Register & pay online
- Sign up for email announcements
- Policies on refunds, discounts, inclement weather, etc.
- Supply lists for courses, where to shop, links
- Faculty profiles
- Scholarship details
- Safety information and more...

Woodworking

Each woodworking class incorporates beginners and experienced students, with new projects each session. Small classes allow for individual attention. As students gain experience, they build familiarity with tools and materials. Younger children start with hand tools and small projects. Continuing students undertake more complex projects, gaining appreciation for wood as a creative medium. Teens advance to shop etiquette, milling, joinery, layout and power tools. All classes emphasize safety and the process of learning by doing. We provide materials for all projects. For some classes, instructors will inform students to bring their own supplies. Some instructors allow parents to stay if they wish.

TEENS TAKE NOTE:

Teens 13 and up are welcome in many adult classes, given instructor's permission. Contact us for details.
Teens 17 and up may join all adult classes.

***Note:** Class start times vary to accommodate students from schools with different closing times.

Very Beginning Woodworking Ages 4–6 CC513

Limit 6 students

Section 1: 9 Tuesdays, 2:30–3:30pm (TBA)

1S: Apr 7–June 9 (no class Apr 21)

Section 2: 9 Tuesdays, 4–5pm (TBA)

2S: Apr 7–June 9 (no class Apr 21)

Section 3: 9 Wednesdays, 3:30–4:30pm (Allison Healy)

3S: Apr 8–June 10 (no class Apr 22)

Section 4: 9 Thursdays, 2:30–3:30pm (Allison Healy)

4S: Apr 9–June 11 (no class Apr 23)

Section 5: 9 Thursdays, 4–5pm (Allison Healy)

5S: Apr 9–June 11 (no class Apr 23)

\$220

Kids' Beginning Woodworking Ages 6–8 CC522

Limit 8 students

Section 1: 8 Mondays, 4–5:15pm (Ian Haines)

1S: Apr 6–June 8 (no class Apr 20, May 25)

\$200

Section 2: 9 Tuesdays, 4–5:15pm (Abigail Neale)

2S: Apr 7–June 9 (no class Apr 21)

Section 3: 9 Wednesdays, 4:30–5:45pm (Ian Haines)

3S: Apr 8–June 10 (no class Apr 22)

Section 4: 9 Thursdays, 4–5:15pm (Susan Vannini)

4S: Apr 9–June 11 (no class Apr 23)

\$225

Kids' Woodworking Ages 9–12 CC414

Limit 8 students

Section 1: 9 Thursdays, 4–5:15pm (Ian Haines)

1S: Apr 9–June 11 (no class Apr 23)

\$225

Section 2: 9 Saturdays, 1–3pm (TBA)

2S: Apr 11–June 13 (no class Apr 25, May 23)

\$290

Kids' Woodworking Ages 9–12 is presented thanks to underwriting by **Kevin Cradock Builders**, fostering the next generation of craftspeople.



KEVIN CRADOCK BUILDERS

Kids' Advanced Woodworking Ages 10–14

CC702

For students who have taken at least two woodworking classes and are ready for the next level. Limit 8 students

Section 1: 8 Saturdays, 1–3pm (Nancy King, Susan Vannini)

1S: Apr 11–June 13 (no class Apr 25, May 23)

\$290



Teen Woodworking I Ages 13–17 CC442

Limit 8 students

Section 1: 8 Sundays, 4–6pm (Jesse Shaw)

1S: Apr 5–June 14 (no class Apr 12, May 24)

\$290

Teen Woodworking II Ages 14–17 CC783

For students who have taken *Teen Woodworking I* and are ready for an advanced level. By instructor's permission only. *Limit 8 students*

Section 1: 8 Sundays, 2–4pm (Jesse Shaw)

1S: Apr 5–June 14 (no class Apr 12, May 24)

\$290

Tinkering

Tinkering & Inventing Ages 10–14 CC856

Develop problem-solving skills, curiosity, creativity and agency through making. Think like an inventor: create rules, then adjust them as results change. Use exploration, mistakes and surprises to provoke invention. Incorporate some mechanics, electricity and unexpected materials. A series of short projects builds essential skills, followed by a group challenge and individual or small group projects. Each term is different, and students are encouraged to continue throughout the year. *Limit 8 students*

Section 1: 8 Mondays, 4–5:30pm (Abigail Neale)

1S: Apr 6–June 8 (no class Apr 20, May 25)

\$270

Sewing & Fiber Arts

Newcomers and returning students learn about hand and machine sewing. Small classes allow for individual attention, encouraging students to share and learn new skills. Younger children start with simple projects like pincushions and pillows. Older children advance to aprons, doll clothes and clothing. Materials are provided for the first class. The instructor will advise what to bring, including personal choices of fabric and a sewing kit. Register for more than one term and make new projects each time.

Kids' Beginning Sewing Ages 6–8 CC598

Limit 8 students

Section 1: 8 Mondays, 4–5:15pm (Carol Price)

1S: Apr 6–June 8 (no class Apr 20, May 25)

\$200

Section 2: 9 Wednesdays, 4–5:15pm (Carol Price)

2S: Apr 8–June 10 (no class Apr 22)

\$220

Kids' Sewing Ages 9–12 CC112

Limit 8 students

Section 1: 9 Saturdays, 1–3pm (Carol Price)

1S: Apr 11–June 13 (no class Apr 25, May 23)

\$290



Teen Sewing Ages 12–16 CC857

Limit 6 students

Section 1: 9 Tuesdays, 4–5:30pm (Carol Price)

1S: Apr 7–June 9 (no class Apr 21)

\$260

Fashion: Design & Sew Ages 12–16 CC525

Take an existing pattern or piece of clothing and revise it to express your personal style. Expect to complete a new pattern and a piece of clothing. Two sessions each term introduce basic fashion portfolio skills. *Prerequisite:* Kids' or Teen Sewing class or equivalent skills. *Limit 7 students*

Section 1: 9 Saturdays, 3:30–5pm (Carol Price)

1S: Apr 11–June 13 (no class Apr 25, May 23)

\$310

“I liked the enthusiastic and encouraging approach of the instructor, the breadth of techniques to which she introduced us and the wide range of materials she brought to class.”

Visual Arts: Drawing, Painting & More

Our art classes emphasize the pleasure of making artwork from start to finish, exploring a variety of media, methods and techniques. Students develop skills, imagination and confidence while having fun in a noncompetitive environment. All classes encourage cooperation, curiosity and creative thinking.

Classes combine artists of all levels with new and different projects each session. Many children return for multiple semesters to create new projects, overcome challenges and gain new skills. Small classes allow for individual attention. Materials are provided unless otherwise noted.

Little Artist, Big Artist Ages 3–5 with adult CC819

Parallel play: Children and their adult companions work on their own versions of the same projects. *Limit 5 adult/child pairs*

Section 1: 8 Wednesdays, 2–3pm (Allison Healy)

1S: Apr 8–June 10 (no class Apr 22, May 6)

\$200

Adventures in Art Ages 6–9 CC752

Section 1: 9 Wednesdays, 4:45–6pm (Allison Healy)

1S: Apr 8–June 17 (no class Apr 22)

\$245

Section 2: 8 Saturdays, 1–2:30pm (Allison Healy)

2S: Apr 11–June 13 (no class Apr 25, May 23)

\$245

Drawing & Painting Ages 7–10 CC1034

Limit 8 students

Section 1: 8 Mondays, 4:30–5:45pm (Allison Healy)

1S: Apr 6–June 8 (no class Apr 20, May 25)

\$235

Drawing & Painting Ages 10–14 CC356

Limit 8 students

Section 1: 8 Saturdays, 3:30–5:30pm (Allison Healy)

1S: Apr 11–June 13 (no class Apr 25, May 23)

\$285

DEILab Engineering, Art & Innovation Ages 6–10 CC10106

Blend Science, Technology, Engineering, Art & Math (STEAM) skills into challenging hands-on projects. Build a mix of creative art pieces, motorized robots, skyscrapers and race cars. Convert failures into fuel for success through idea generation, testing and iteration. The collaborative environment is structured to enhance curiosity and ignite ingenuity. *Limit 16 students*

Section 1: 8 Saturdays, 10:30am–12pm (DEILab)

1S: Apr 11–June 13 (no class Apr 25, May 23)

\$255

Photography

Digital Photography Ages 9–12 CC708

Explore digital photography, alternative printing techniques and more. All levels welcome. *Limit 8 students*

Section 1: 7 Tuesdays, 4–5:30pm (TBA)

1S: Apr 28–June 9 (no class Apr 21)

\$225

Comics I Ages 9–12 CC549

Make your own comics. Looking at anime and manga, learn how to tell stories in visual form. Create dynamic characters, stories and visuals with a collaborative artist-writer teaching team. *Limit 8 students*

Section 1: 9 Thursdays, 4–5:30pm (Rob Stull, Kate Donius)

1S: Apr 2–June 4 (no class Apr 23)

\$285

Section 2: 8 Saturdays, 1–2:30pm (L J-Baptiste, Kate Donius)

2S: Apr 11–June 13 (no class Apr 25, May 23)

\$255

Comics II Ages 9–12 CC859

Build on the basics learned in *Comics I*. Develop your characters and stories and refine your visual storytelling skills with a collaborative artist-writer teaching team. *Prerequisite: One session of Comics I and instructor's permission. Limit 8 students*

Section 3: 8 Saturdays, 10:30am–12pm (L J-Baptiste, Kate Donius)

3S: Apr 11–June 13 (no class Apr 25, May 23)

\$255

Teen Comics Ages 13–17 CC706

For comic book artists ready to go to the next level. Advance your skills in storytelling, drawing, lettering and inking. Learn to master professional tools and techniques. Throughout, we will look closely at narrative and visual techniques in your favorite comics and graphic novel classics. *Limit 8 students*

Section 1: 8 Saturdays, 3:30–5:30pm (L J-Baptiste, Kate Donius)

1S: Apr 11–June 13 (no class Apr 25, May 23)

\$285

Summer Program for Children & Teens

Stick with one medium and enjoy different projects each week. Or sample different subjects and try something new.

7 one-week programs, Monday–Friday, July 13–Aug 29



Ages 6–14 • 9am–3:30pm, with Extended Day options

Full Day: 9am–3:30pm • Half Day: 9am–12pm or 12:30–3:30pm

Focus on craftsmanship, curiosity, creativity and innovation in a fun and supportive environment. Enjoy a well-balanced schedule of indoor and outdoor activities in our studios and yard. Our summer team includes highly qualified art specialists and teachers who work with us year-round teaching after-school classes, or in our School & Community Partnerships. We are excited to welcome your family and children.

On Fridays, we invite families and friends to come and see the work the young artists have created during that week.

Cost per week

\$250 for half day, \$420 for full day

Week 3: \$200 for half day, \$340 for full day *(no class July 3)*

Early Drop-Off / Extended Day: Leave your child with us for some relaxed time outdoors (if weather permits) or in our art room. Mixed ages, 6–14.

Early Drop-Off: 8–9am, \$60/week

Extended Day: 3:30–5:30pm (pick up 5–5:30pm), \$120/week

Scholarships—Download our scholarship form: eliotschool.org/scholarships or contact us: summerchildren@eliotschool.org.

Week 1 June 15–19

Morning

ages 6–8	LEGOs with DEILab 1A2-20
ages 9–12	Fiber Art & Sewing 1A3-20
ages 9–12	Woodworking 1A1-20

Afternoon

ages 6–8	Woodworking 1P1-20
ages 9–12	LEGOs with DEILab 1P2-20
ages 9–12	Photography 1P3-20

Week 2 June 22–26

Morning

ages 6–8	Woodworking 2A1-20
ages 6–8	Fiber Art & Sewing 2A3-20
ages 9–12	Inventions, Gizmos & Gadgets 2A2-20

Afternoon

ages 6–8	Inventions, Gizmos & Gadgets 2P2-20
ages 6–8	2-D Visual Arts 2P3-20
ages 9–12	Woodworking 2P1-20

Week 3 June 29–July 2 *(no class July 3)*

Morning

ages 6–8	Art Zone 3A2-20
ages 6–8	Comics 3A3-20
ages 9–12	Woodworking 3A1-20

Afternoon

ages 6–8	Woodworking 3P1-20
ages 6–8	Comics 3P3-20
ages 9–12	2-D Visual Arts 3P2-20

Week 4 July 6–10

Morning

ages 6–8	Inventions, Gizmo & Gadgets 4A2-20
ages 6–8	Fiber Art & Sewing–Puppet Making 4A3-20
ages 9–12	Woodworking: Skateboard 4A1-20
ages 9–12	Comics 4A4-20

Afternoon

ages 6–8	Woodworking 4P1-20
ages 6–8	Comics 4P4-20
ages 9–12	Inventions, Gizmo and Gadgets 4P2-20
ages 9–12	2-D Visual Arts 4P3-20

Week 5 July 13–17

Morning

ages 6–8	Robotics with DEILab 5A2-20
ages 6–8	2-D Visual Arts 5A3-20
ages 9–12	Woodworking 5A1-20

Afternoon

ages 6–8	Woodworking 5P1-20
ages 6–8	Fiber Art & Sewing 5P3-20
ages 9–12	Robotics with DEILab 5P2-20

Week 6 July 20–24

Morning

ages 6–8	Art Zone 6A2-20
ages 6–8	Printmaking 6A3-20
ages 9–12	Woodworking: Skateboard 6A1-20
ages 12–14	Animation with KXB 6A4-20

Afternoon

ages 6–8	Animation with KXB 6P4-20
ages 6–8	Printmaking 6P3-20
ages 9–12	2-D Visual Arts 6P2-20
ages 12–14	Woodworking 6A1-20

Week 7 July 27–31

Morning

ages 6–8	LEGOs with DEILab 7A2-20
ages 6–8	Woodworking 7A1-20
ages 9–12	Animation with KXB 7P4-20
ages 12–14	Comics & Graphic Novels 7A2-20

Afternoon

ages 6–8	Woodworking 7P1-20
ages 6–8	Animation with KXB 7P4-20
ages 9–12	LEGOs with DEILab 7P2-20
ages 12–14	Photography 7P3-20

School & Community Partnerships

Hands-on Learning for All


We believe all young people have the right to great art education and opportunities. Our School & Community Partnerships bring art instruction to young people where they study and play. We work to increase access for all and provide in-depth art experiences for those wanting more. We also offer training and support for teachers to achieve these goals. As the needs of our Boston communities change, so do our partnerships.

On-the-Ground Instruction

All Children Deserve Art Every Week

We are proud to teach more than 2,000 students each year throughout the city, from Kindergarten through Grade 12. At schools and community sites, we bring hands-on instruction to children who may not receive art, woodworking or tinkering classes anywhere else.

Our programs ignite creativity, enjoyment and the pride of accomplishment as children make objects and art by hand. Our curriculum supports literacy and STEM and aligns with Common Core state standards. We serve a broad range of learners, including English Language Learners, students with behavioral challenges and students with disabilities.



Scholarship Fund

Eliminating Barriers to the Arts

Our Scholarship Fund eliminates financial barriers so that young people from our partner schools and community sites can take part in immersive art experiences at our schoolhouse. Students from low-income households attend our Summer Program for Children and classes during the school year free of charge.

Art Teachers Alliance

Good teaching depends on skilled, well-supported faculty. Our Art Teachers Alliance offers a professional development series open to all art teachers from the Eliot School and any other schools or organizations (no membership required). It improves skills, shares resources and builds collegiality among peers.

Wee The People

The Eliot School is pleased to partner with Wee The People, a social justice project leading kid-powered resistance with interactive story times, art and games. Wee The People's mission is to inspire children to discover the power of their own voices, explore resistance through the arts, and support adults in starting difficult conversations with kids about difference, equity and justice. See weethepeopleboston.org for more information.

Current & Recent Partners

Boston Public Schools

Boston Collegiate Charter • Boston Green Academy • Boston Teachers Union • Brooke Charter Mattapan • Brooke Charter Roslindale • Chittick Elementary • Codman Academy • Conley Elementary • Curley K-8 • Davis Leadership Academy • Dearborn STEM Academy • Dudley Street Neighborhood Charter • East Boston Early Childhood Education Center • Ellison/Parks Early Education School • English High • Grew Elementary • Guild Elementary • Haynes Early Education Center • Henderson Inclusion K-12 • Irving Middle • Lee Academy Pilot School • Match Charter School • Mattahunt Elementary • McCormack Middle • McKinley Elementary • McKinley Middle • McKinley South End Academy • Mozart Elementary • Murphy K-8 • Neighborhood House Charter • Philbrick Elementary • Sumner Elementary • UP Academy Charter • Young Achievers

Other Schools & Programs

BCYF Leahy Holloran Community Center • BCYF Mildred Avenue Community Center • BCYF Perkins Community Center • BCYF Roslindale Community Center • Boston Explorers • Boston Public Libraries • Boy Scouts of America/Boston Minuteman Council • British School of Boston • The Children's Room • COMPASS School • Franklin Hill Boys & Girls Club • German International School • Meridian Academy • MGH Backup Child Care Center • The Nurtury at Mildred C. Hailey Apartments • Orchard Gardens Boys & Girls Club • Roxbury Tenants Association of Harvard • South Street Youth Center • West End House

Summer Workshops

Boston Explorers • Dorchester Boys & Girls Club • Daybreak Day Camp • East Boston Social Centers • Harbor Discoveries • Jackson Mann Community Center • Jordan Boys & Girls Club, Chelsea • Keylatch Summer Program • Menino Community Center • Salesian Boys & Girls Club • South Boston Outreach • Sportsmen's Tennis Club • West End House • Write Boston • Youth Enrichment Services

Professional Development Workshops

October–December 2020
 Details: eliotschool.org

Our Art Teachers Alliance works to build skills, share resources and strengthen peer support among Eliot School art teachers and others who teach art of all kinds, including music, dance and drama, to children in schools and community settings. Each year, we present a series of Professional Development workshops around art teachers' pressing needs. In recent years, we have focused on cultural competency, racial justice and how to support social emotional behavioral health for both teachers and students. Our Professional Development workshops have concluded for the 2018–19 school year and will pick back up in Fall 2020.

Want to be in the loop? Join our mailing list: Email Charlotte Huffman: chuffman@eliotschool.org

We Count! The 2020 Census

Census Week: April 1–10

The Eliot School supports the Boston Cultural Institutions Subcommittee to encourage all to participate and be counted in the US 2020 Census. The census count determines important allocations of federal funds for housing, health care, education and transit. It influences how voting districts are drawn and much more. MFA staff will meet with Teen Bridge to build community on the theme, "We are the future." And during Census Week, we will collaborate with cultural groups throughout the city to say, "We count!"

Teen Bridge

A dedicated group of teens participate during outside-of-school time in our year-round program combining art education and exposure, mentorship, job training and work experience. We encourage these teens to develop their voice and their skills, teach them to work as art teachers' aides and connect them with Boston-based artists and opportunities. Participants help shape the program. Recruitment takes place every fall, with new teens joining each January and continuing throughout high school.

To learn more, contact Teen Arts & Professional Development Coordinator, Charlotte Huffman: chuffman@eliotschool.org.

TEEN BRIDGE STUDENTS SAY:

"I think where I grew the most this year was getting out of my comfort zone, which was my goal, too, because I wanted to be able to talk to people without feeling shy or awkward. I also feel like I grew the most in my art because having my journal was a way to work on improving my art."

PRINCIPALS SAY:

"Students feel motivated to express themselves in visual art and woodworking. In addition, it provides children with the chance to work on a task and see it through. I like the staff and their creativity and their ability to teach art. I appreciate seeing Eliot teachers connecting with the students and the follow-through and check-in regarding their journey and work. Keep posting the work that students are doing or have a gallery for families to stop by and see the art learning that is going on."



Find out more. Select "Partnerships" on our website or contact us: partnerships@eliotschool.org

Artists in Residence

Each year, a Boston-based artist engages across the Eliot School's programs to create work around a chosen theme. Teen Bridge participants support the artist as fellows during an intensive process of collaborative design, art making and community engagement.

Carolyn Shadid Lewis, the Eliot School's 2020 Artist in Residence, records and artistically transforms people's personal and political stories through interviews, paintings and drawings, stop-motion animation, surround-sound and installation. She has taught digital media, video production and animation at Endicott College, Gordon College and Massachusetts College of Art & Design, and has taken part in the Women Make Movies Production Assistance Program. She exhibits her work internationally, recently at Sirius Arts Centre (*Cobh, Ireland*), Attleboro Arts Museum (*Attleboro, MA*) and The National Military Cemetery (*Fort Leavenworth, KS*). She has won a St. Botolph Emerging Artist Award, Massachusetts Cultural Council Fellowship and Puffin Foundation Artist Award.

2020 Residency: "InterGeneration"

What do you know of your Boston neighborhood's history and how do your personal memories intersect with it? How are the streets, buildings, green spaces and people changing over time? What do you foresee happening to this neighborhood in 10, 20, 30 years? How will this affect youth and the elderly, two vulnerable and often voiceless populations?

InterGeneration is a series of conversations between teens and elders that will enliven memory and hope through audio recordings and hand-made, stop-motion animation. The project brings generations together through storytelling, attentive listening and collaborative creation. The word "generation" refers to different age groups, but it also refers to art making, production and invention. By animating stories of the past and expectations for the future, *InterGeneration* initiates creative ways of seeing our current moment.

The animation, visual response and audio recordings will be shown in the fall at public forums including the Eliot School Annex and Galatea Fine Art. Check eliotschool.org in Fall 2020 for details about participating in the resulting open dialog with teens and elders.



Handmade Gifts

Create a gift for holidays, birthdays and celebrations. Your personal touch makes each piece into a memorable gift.

Intermediate Woodworking: Small Table	pg. 10
Wood Turning: Bowls & Beyond	pg. 11
Accented Jewelry Box	pg. 11
Carved & Printed Woodblocks	pg. 11
Turned Bud Vase	pg. 12
Wood Turning: Shallow Plates	pg. 12
Wood Turning: Pens	pg. 12
Contemporary Art Quilt	pg. 18
Fiber Jewelry	pg. 19
Wicker Basketry I and II	pg. 19
Dyed Shibori Scarves	pg. 19
SAORI Weaving: Scarf	pg. 19
Embroidery Portraits	pg. 20
Celebration Accordion Books	pg. 24
Silkscreened Holiday Cards	pg. 25
Printmaking for Creative Collage	pg. 25
Matchbox Art	pg. 26
Mosaics	pg. 28
Cold-Process Soap	pg. 28
Easy Glycerin Soap	pg. 28

Gift Certificates

Give a gift of creativity for birthdays, anniversaries or holidays. Gift certificates are available in any amount and may be redeemed any time during the year.

Woodworking & Furniture

Basic Woodworking: Box is the prerequisite for many of our woodworking classes. Learn fundamentals as you work a given plan through to completion using hand and power tools. Learn shop etiquette and properties of wood, interpret a plan, cut and mill stock and use basic joinery. This class prepares you for using your own wood shop, joining our *Woodworking Open Shop* sessions or advancing to additional classes.

Intermediate Woodworking classes reinforce basic skills and take you further. Introduce elements of your own design. Add the band saw, drill press, mortising machine and more to your repertoire while increasing your comfort with table saw, planer and jointer.

Woodworking Open Shop follows an open format. It's like a shop away from home, with tools, mentorship and community. Students design and construct projects of their choice. Expert instructors offer guidance on design, construction and finishing, based on individual needs. Students often stay for multiple semesters, enjoying the camaraderie of the shop and progressing to more ambitious projects over time.

All classes stress safe, effective use of hand tools and machines.

Pathway to Fine Woodworking

Build your skills one step at a time.

First, establish basic skills:

- Basic Woodworking: Box
- Basic Hand Woodworking: Small Dovetail Box
- Intermediate Woodworking classes: Small Table, Hope Chest, Mantel Clock, Accented Jewelry Box

Master joinery and finishing:

- Hand Dovetail Joints
- Mortise & Tenon Joints
- Finishing for Woodworkers

Add basic turning and carving:

- Wood Turning: Bowls & Beyond
- Basic Woodcarving

Build your own projects:

- Woodworking Open Shop
- Furniture Design & Making

Some classes are offered in Fall/Winter. A variety of workshops and additional classes work well for a variety of skill levels.



Basic Woodworking: Box AC474

Learn fundamentals as you work a given plan through to completion. With a focus on six essential power tools, learn properties of wood and shop etiquette, interpret a plan, cut and mill stock and use basic machine joinery. This class qualifies students for intermediate classes and for *Woodworking Open Shop*. It is our gateway to more advanced woodworking. Complete attendance is required to fulfill this requirement. See our withdrawal policies online. *Limit 8 students*

Section 3: 6 Fridays, 1–4pm (*Andrew Riiska*)

3W: Mar 13–Apr 17 (*snow day make-up Apr 25*)

Section 1: 6 Mondays & Wednesdays, 6:30–9:30pm (*Eric Campbell*)

1S: Mar 23–Apr 20

Section 2: 6 Wednesdays, 9:30am–12:30pm (*TBA*)

2S: Apr 1–May 6, 10am–1pm

Section 3: Tuesdays & Thursdays, 6:30–9:30pm (*TBA*)

3S: Apr 7–Apr 23

Section 4: 6 Saturdays, 3:30–6:30pm (*Andrew Riiska*)

4S: Apr 11–May 16

Section 5: 6 Sundays, 10am–1pm (*TBA*)

5M: July 12–Aug 23, 10am–1pm (*no class July 26*)

\$286. All materials included

Intermediate Woodworking: Small Table AC943

Create a customizable Shaker-style table. Choose your own dimensions for an end table, coffee table or other small table. Learn how to adapt the dimensions of a basic design. Then join boards for your tabletop using a biscuit joiner, cut tapered legs and use a mortising machine for mortise and tenon joinery. *Prerequisite: Basic Woodworking. Limit 6 students*


Session 2: 6 Saturdays, 3:30–6:30pm (Andrew Riiska)

2W: Feb 22–Mar 28 (snow day make-up Apr 4)

Session 3: 6 Saturdays, 3:30–6:30pm (Andrew Riiska)

3S: May 30–July 11 (no class July 4)

\$350. All materials included



Woodworking Open Shop AC105

Choose your time of the week and join a shop away from home, with tools, mentorship and community. Design and construct projects of your choice. Projects must be a manageable size due to limited storage; check first with instructors. Once you select your section, that is your weekly time in the wood shop. We do not permit switching between sections. *Prerequisite: Basic Woodworking. Limit 12 students*

Section 1: 9 Mondays, 12–3pm (Frank Pettorossi, Joe Stanewick, Andrew Riiska)

1S: Apr 6–June 8 (no class May 25)

\$435

Section 2: 9 Thursdays, 6:30–9:30pm (Frank Pettorossi, Howard Shrobe, Jac Van Loon)

2S: Apr 30–June 25

\$435

Section 3: 9 Fridays, 9am–12pm (Frank Pettorossi, Joe Stanewick)

3S: Apr 10–June 12 (no class May 22)

\$435

Section 4: 9 Saturdays, 9am–12pm (Frank Pettorossi, Andrew Riiska)

4S: Apr 11–June 20 (no class Apr 25, May 23)

\$435

Section 5: 5 Thursdays, 6:30–9:30pm (Frank Pettorossi, Howard Shrobe, Jac Van Loon)

5M: July 2–30

\$245

Section 6: 4 Saturdays, 9am–12pm (Frank Pettorossi, Andrew Riiska)

6M: June 27–July 25 (no class July 4)

\$195

Woodworking: Open Shop Add-On AC929

Add an extra hour early on Saturdays to give yourself a four-hour unbroken block of woodworking time. *Prerequisite: Basic Woodworking. Limit 12 students*

Section 1: 9 Saturdays, 8–9am (Frank Pettorossi)

1S: Apr 11–June 20 (no class Apr 25, May 23)

\$150

Section 2: 4 Saturdays, 8–9am (Frank Pettorossi)

2M: June 27–July 25 (no class July 4)

\$80

Furniture Design & Making AC991

Use inspiration to design a functional piece of furniture or work of art from start to completion. Develop a drawing, build a prototype and select materials for a one-of-a-kind, outside-the-box piece. Moving beyond basics, learn new techniques needed to complete your chosen project and to bring your woodworking skills to the next level. *Prerequisite: Basic Woodworking. Limit 10 students*

Section 1: 7 Fridays, 1–4pm (Andrew Riiska, Dyllan Nguyen)

1S: May 1–June 12

\$335

Section 2: 6 Saturdays, 1–4pm (Andrew Riiska, Dyllan Nguyen)

2M: July 18–Aug 22

\$275

Private Lessons

Learn one-on-one with a master teacher. Catch up on basics, practice difficult skills, master advanced techniques, work out solutions to tricky problems or finish a project. Contact us for prices and schedules.

NEW **Accented Jewelry Box** AW10101

Make a jewelry box using cherry and maple wood. Learning to build boxes is an essential step in your journey to build fine furniture. Whether you are planning to move on to larger projects or would just like to take home a lovely jewelry box, learn fundamentals of joinery, frame and panel construction on a small scale. *Prerequisite: Basic Woodworking* or equivalent skills. *Limit 6 students*

Section 1S: 6 Mondays, Apr 27–June 8, 6:30–9:30pm

(no class May 25) (Marc Dreyfus)

\$350. All materials included

Carved & Printed Woodblocks AC945

Learn to make hand-printed, multicolor woodblock prints. Carefully carve images into wooden blocks, then use your blocks to print with water-based pigments and paints on Japanese printmaking papers. Start with a sample design provided by the instructor, then move on to carving your own designs. Leave class with an understanding of the tools, materials and the printmaking process, as well as a small collection of shared prints. *Limit 8 students.*

Section 1M: Monday–Friday, Aug 24–28, 9am–4pm (Dan Paret)

\$550. Materials: \$75 payable in class

Wood Turning Week: Bowls & Beyond AC760

Co-sponsored by Eastern Mass. Guild of Woodworkers

Take a full week in our wood shop and rise to a new level of skill, no matter your starting point. Turn wood into functional objects and art—bowls, platters, sculptures and more. If you wish, add surface decoration with color, burning and other techniques. All levels welcome. We encourage you to follow up with *Wood Turning Week Level II* later in August. *Limit 8 students*

Section 1M: Monday–Friday, Aug 3–7, 9am–4pm (Ken Lindgren)

\$550. Materials: \$75 payable in class

**Wood Turning Week Level II** AC1043

Explore more advanced techniques and projects now that you are more confident and comfortable using the lathe and proper gouge and chisel control. A full week on the lathe comes with demonstrations and instruction on fundamentals of cutting, scraping and elements of design. Students work on the techniques that interest them most. *Prerequisite: Any wood turning class or equivalent basic turning skills.* *Limit 8 students*

Section 1M: Monday–Friday, Aug 17–21, 9am–4pm (Rick Angus)

\$550. Materials: \$75 payable in class

Woodworking Workshops**Basic Woodcarving** AW388

Co-sponsored by Eastern Mass. Guild of Woodworkers

Learn basics of handheld carving, including shaping, detailing and whittling. Understand basic approaches to full round and relief modes, paving the way to create decorative elements for furniture and small sculptural objects. Choose a small project to finish in the workshop or at home. *Limit 8 students*

Section 1W: 2 Sundays, Mar 22 & 29, 9:30am–1:30pm (Peter Thibeault)

\$130. Materials: \$30 payable in class

Handmade Long Bow AW845

Make an American version of a traditional English long bow from a laminated blank of flat and quarter-sawn ash. Start with a review of shop safety and operation of basic power tools, wood selection and project layout. Make your own bowstring on a string maker's jig. Leave the second class with enough information to finish the final shaping process at home before test-firing your bow at a certified archery range in Milton, MA. All levels welcome. *Limit 10 students*

Section 1S: 2 Sundays, May 3 & 17, 8am–2pm, plus range date

Sunday, May 31, 1–3pm (Julio Fuentes)

\$195. Materials: \$30 payable in class

Wood Turning: Bowls & Beyond AW714

Co-sponsored by Eastern Mass. Guild of Woodworkers

Use the lathe to make wooden bowls, platters, abstract sculptures and more. Start with pieces of tree limbs and trunks, make them round and take off from there. Beginners learn basic lathe techniques. Experienced students advance to the next level at their own pace. Wood is provided in class; advanced turners may bring their own. No physical strength or previous woodworking experience required. *Limit 8 students*

Section 2W: 2 Wednesdays, Mar 18 & 25, 9am–3pm (Ken Lindgren)

Section 3S: 2 Sundays, Apr 19 & 26, 9am–3pm (Ken Lindgren)

Section 4S: 2 Wednesdays, May 13 & 20, 9am–3pm (Ken Lindgren)

Section 5S: 2 Sundays, June 7 & 14, 9am–3pm (Ken Lindgren)

\$230. Materials: \$35 payable in class

Turned Carved Mallet AW1044

There's a special pleasure in using tools you have made yourself. Make your own functional mallet, a useful tool for your woodworking projects, starting with a solid or glued-up blank. Carve the handle and turn the body while learning or reviewing safety and basic spindle techniques at the lathe. *Limit 8 students*

Section 1S: Sunday, Apr 5, 10am–1pm (*Dyllan Nguyen*)
\$55. Materials: \$20 payable in class

Turned Bud Vase with Glass Sleeve AW1046

Turn a beautiful bud vase from a single piece of wood; it will include a glass tube for holding flowers in water. This project uses basic spindle-turning techniques, including boring a hole to fit the glass tube. Apply an oil finish or paint the vase with a faux metal patina. All levels welcome. *Limit 8 students*

Section 1S: Saturday, Apr 25, 10am–4pm (*Rick Angus*)
\$120. Materials: \$20 payable in class

Wood Turning: Shallow Plates AW1080

Start with pieces of tree limbs and trunks, make them round and from there create a shallow plate, using different skills than for making a deep bowl or vessel. Beginners learn basic lathe techniques while experienced students advance to the next level at their own pace. Wood will be provided in class; advanced turners may bring their own. *Limit 8 students*

Section 1S: Wednesday, May 27, 9am–3pm (*Ken Lindgren*)
\$150. Materials: \$20 payable in class

Barley Twist Turn AW992

A barley twist is a helical ornamental detail used for decoration throughout history. Its impressive, elegant spiral form can be used to support a table or bannister or incorporated into architectural details and other structures. Learn the principles and process of laying out a barley twist, then carve it on the lathe. Discuss the history of this decorative form and where it can be applied when designing. *Limit 8 students*

Section 1S: 2 Wednesdays, June 3 & 10, 9:30am–1:30pm
(*Jesse Shaw*)

\$195. Materials: \$20 payable in class

Wood Turning: Pens AW938

Make an elegant, unique writing implement. Choose a block of wood for its color and grain, drill a hole for the ink cartridge, then learn how to mount the long, thin block on the lathe and turn it round. Assemble your components into a personalized pen. *Limit 8 students*

Section 1S: Sunday, June 28, 9am–2pm (*Ken Lindgren*)
\$95. Materials: \$15–\$40 payable in class, depending on material selection

NEW Turned Handle for Multi-Bit Screwdriver AW1047

There's a special pleasure in using tools you have made yourself. Learn basic techniques of spindle turning making a custom handle for a multi-bit screwdriver from a beautiful and interesting piece of wood. Use a billet of wood and a spindle roughing gouge. Design a unique shape and finish to a luster with linseed oil. All levels welcome. *Limit 8 students.*

Section 1M: Sunday, July 26, 10am–4pm (*Rick Angus*)
\$120. Materials: \$25 payable in class

Wood Turning: One-on-One AW819

Work one-on-one with a master turner. Make a large bowl or another special project—or simply advance your skills. Contact us to make a schedule that works for you. (*Ken Lindgren*)

\$65 per hour. Wood is available for purchase in class.

Introduction to Laser Cutting & Design AW996

Learn the physical process of laser cutting, safe operating procedures, software control, basic design tools and how to produce high quality laser projects. Practice your new skills by designing, cutting and etching your own custom-designed box. This class is required as part of the certification process to operate the laser cutter independently at The Makery. This class takes place at The Makery, 2 Sewall Ave., Brookline. *Limit 8 students*

Section 1S: Thursday, TBD, 5:30–9:30pm
\$85. All materials included

To find out about spring dates, check online at eliotschool.org, or contact cfiks@eliotschool.org

Introduction to CNC Milling & Carving AW997

Learn this powerful technology for carving and milling wood, metal, plastic and other materials. Topics include Stepcraft 840 components, machine operation and control, setting up a job with clamps and jigs, designing for the CNC using Vcarve Pro, setting layers and tool paths and selecting appropriate tools for the job. Practice design skills, job set-up and machine operation by designing and making a nameplate or sign. This class takes place at The Makery, 2 Sewall Ave., Brookline. *Limit 8 students.*

Section 1S: Thursday, TBD, 5:30–9:30pm
\$85. All materials included

To find out about spring dates, check online at eliotschool.org, or contact cfiks@eliotschool.org

Upholstery & Restoration

Basic Upholstery is a short, structured class. Take a simple wooden frame and go home with a fresh new footstool. Learn webbing, springing, padding, covering and machine stitching. You purchase fabric after class begins; we supply the rest.

Upholstery and Furniture Finishing & Restoration follow an open workshop format. Work on your own furniture at your own pace, and provide your own supplies with the instructor's advice. Instructors provide guidance based on individual student needs. Students often stay for multiple semesters, enjoying the camaraderie of the shop and progressing to more ambitious projects over time.

In **Upholstery**, learn the art and craft of fine upholstery: stripping, webbing, spring tie-off, covering, cushions, machine sewing and some repairs.

In **Furniture Finishing & Restoration**, learn to strip, prepare surfaces and apply stains and final touches. Repair and reinforcement are addressed as needed.

Gilding is offered once each year in fall.

We are seeking a teacher for **Seat Weaving, Caning & Rushing**. If you'd like to teach this or would like to recommend someone, please contact Claudia Fiks: cfiks@eliotschool.org.

All classes emphasize safe, effective use of tools.

Basic Upholstery AC607

Given a simple wooden frame, learn webbing, springing, padding, covering and machine stitching—and go home with a fresh new footstool. *Limit 8 students*

Section 1: 6 Wednesdays, 6:30–9:30pm (*Kathleen Gaskin*)

1W: Feb 12–Mar 18 (*snow day make-up Mar 25*)

2S: May 6–June 10

\$350. Includes materials, except for fabric



Upholstery AC116

Choose your time of the week and join a shop away from home, with tools, mentorship and community. Work on a project of your choice in an open-format classroom; the teacher will circulate and give instruction at all levels, but there is not a set curriculum. Start with a dining chair or ottoman; large chairs take more than one semester. Bring your piece to the first class. Storage is limited. No love seats, chaise lounges, sofas. Once you select your section, that is your weekly time in the shop. We do not permit switching between sections.

Section 1: 10 Mondays, 9am–12pm, *Limit 8 students (Kathleen Gaskin)*

1S: Mar 30–June 8 (*no class May 25*)

Section 2: 10 Tuesdays, 6:30–9:30pm, *Limit 12 students*

(*Paul DeVito, Jr., John DeVito*)

2S: Apr 28–June 30

Section 3: 10 Wednesdays, 6:30–9:30pm, *Limit 12 students*

(*Paul DeVito, Jr., John DeVito*)

3S: Apr 22–June 24

Section 4: 10 Thursdays, 10am–1pm, *Limit 8 students (Kathleen Gaskin)*

4S: Apr 2–June 4

Section 5: 10 Fridays, 6:30–9:30pm, *Limit 12 students*

(*Paul DeVito, Jr., John DeVito*)

5S: Apr 3–June 12 (*no class May 22*)

Section 1: 8 Mondays & Wednesdays, 6:30–9:30pm,


Limit 12 students (Paul DeVito, Jr., John DeVito)

6M: July 6–29

\$450. Materials list online

Summer Intensives: Fiber, Fashion, Fine Arts and Woodworking

Immerse yourself in craftsmanship, creativity and community. The experience is enriched by a diverse group of faculty and students who join us from around the country. Mingle with other students in the wood shop, art room and sewing room during our welcome breakfast and daily lunch breaks. Exchange ideas and get inspired during classroom walk-throughs.



WEEK 1: Aug 3–7 Monday–Friday, 9am–4pm

Wood Turning Week: Bowls & Beyond AC760

Section 1M (*Ken Lindgren*)

\$550. Materials, including wood, available for purchase in class

See pg. 11

NEW **Summer Straw Hats** AC1110

Section 1M (*Denise Wallace-Spriggs*)

\$530. Materials list online

See pg. 18

SAORI Weaving: Weave, Sew & Wear AC1036

Section 1M (*Mihoko Wakabayashi*)

\$550. Materials: \$30 payable in class; additional materials listed online

See pg. 18

Upholstery Intensive AC711

Section 1M (*Seymour Beckford*)

\$550 per week. Includes basic materials, with additional materials available for purchase in class

See pg. 16

WEEK 2: Aug 10–14 Monday–Friday, 9am–4pm

Joomchi and Beyond: Korean Paper Making AC885

Section 1M (*Jiyoung Chung*)

\$550. Materials: \$30 payable in class; additional materials listed online

See pg. 24

Upholstery Intensive AC711

Section 2M (*Seymour Beckford*)

\$550 per week. Includes basic materials, with additional materials available for purchase in class

See pg. 16

WEEK 3: Aug 17–21 Monday–Friday, 9am–4pm

Pattern Making AC789

Section 1M (*Taylor McVay*)

\$520. Materials list online

See pg. 17

Wood Turning Week Level II AC1043

Section 1M (*Rick Angus*)

\$550. Materials including wood will be available for purchase in class.

See pg. 11

NEW **Felt Lab** AC1079**Section 1M** (*Eva Camacho*)**\$550.** Materials: \$25 payable in class; additional materials listed online

This class is presented thanks to underwriting from an anonymous donor.

See pg. 18

Upholstery Intensive AC711**Section 3M** (*Seymour Beckford*)**\$500 per week.** Includes basic materials, with additional materials available for purchase in class

See pg. 16

WEEK 4: Aug 24–28 Monday–Friday, 9am–4pm**Mixed-Media Studio Immersion** AC1041**Section 1M** (*Merill Comeau*)**\$550.** Materials: \$50 payable in class

See pg. 28

Carved & Printed Woodblocks AC945**Section 1M** (*Dan Paret*)**\$550.** Materials: \$75 payable in class

See pg. 11

Upholstery Intensive AC711**Section 4M** (*Kathleen Gaskin*)**\$500 per week.** Includes basic materials, with additional materials available for purchase in class

See pg. 16

WEEK 5: Aug 31–Sept 4 Monday–Friday, 9am–4pm**NEW** **Shoemaking: Basic Ballet Flats** AC1065**Section 1M** (*Malika Green*)**\$550.** Materials: \$50 payable in class; additional materials listed online

See pg. 19

NEW **Wild Felt** AC937**Section 1M** (*Kristina Goransson*)**\$550.** Materials: \$50 payable in class

See pg. 19

“The workshop was transformational for me as an artist and my work. I can’t stop thinking about it.”

Help Bring the Best to the Eliot School**Underwrite a Summer Intensive**

Summer Intensives offer students opportunities for targeted, project-based learning and community. Students and supporters help us bring in high caliber artisans for immersive learning experiences.

To underwrite a class, please contact Alicia Chick: achick@eliotsschool.org

**Sponsor Our Kaleidoscope Gala**

Join us October 8, 2020 at City Winery in Boston for a night of fun and fundraising as we celebrate the creative community that is the Eliot School. Visit eliotsschool.org/kaleidoscope for more details.



KALEIDOSCOPE
Celebration. Creativity. Community.

Upholstery Intensive AC711

Take a week off from your summer routine and spend it in our upholstery workshop—just like our regular *Upholstery* class but for an intensive five days. This class follows an open workshop format, incorporating students of all levels. Work at your own pace, on your own piece of furniture, with the teacher as your guide. Leave your work out in the shop and start each morning without having to set up. If you want to complete something in one week, a small chair or ottoman is your best choice. Leave yourself time for fabric shopping after Day 1. Take more than one week if you have a large or complex piece. *Limit 8 students*

Section 1M: Monday–Friday, Aug 3–7, 9am–4pm (*Seymour Beckford*)

Section 2M: Monday–Friday, Aug 10–14, 9am–4pm (*Seymour Beckford*)

Section 3M: Monday–Friday, Aug 17–21, 9am–4pm (*Seymour Beckford*)

Section 4M: Monday–Friday, Aug 24–28, 9am–4pm (*Kathleen Gaskin*)

\$500 per week. Includes basic materials, with additional materials available for purchase in class

Furniture Finishing & Restoration AC110

Co-sponsored by Eastern Mass. Guild of Woodworkers

Join a shop away from home, with tools, mentorship and community. Work on a project of your choice in an open-format classroom; the teacher will circulate and give instruction at all levels, but there is not a set curriculum. Bring your piece to the first class. Storage is limited; no large dressers. *Limit 12 students*

Section 1: 10 Tuesdays, 6:30–9:30pm (*Michael Gleason*)

1S: Apr 28–June 30

\$425. Materials list online



Sewing & Fashion

Basic Sewing is the prerequisite for intermediate and open workshop classes. Learn fundamentals as you work on given plans through to completion.

Intermediate classes follow an open format. Students design and make projects of their choice, while instructors offer guidance based on individual needs. We provide sewing machines, but we have no sewing storage for students; prepare to transport your projects home after each class. Please, no large drapes.

Each of our teachers has a different personality and different approach. As you get to know us, find the teachers who suit you best. Feel free to take any class more than once, increasing your skills and progressing to more ambitious projects each time.

Fashion Roadmap

Serious about fashion? It's a field that requires surprising technical skills. Take one step at a time, and retake individual classes until you feel ready to proceed.

First, establish basic sewing skills:

- Basic Sewing
- Intermediate Sewing

Explore fundamentals of design, patterns and clothing construction:

- Pattern Making I
- Beginning Clothing Design
- Alterations & Repairs
- Upcycling Clothes
- Clothing Projects

Take your skills to the next level:

- Pattern Making Beyond Basics
- Clothing Projects Beyond Basics
- Intermediate Clothing Projects
- Custom Dress Form & Draping
- Open Sew

A variety of workshops and additional short courses work well for a variety of skill levels. Some classes are offered in Fall/Winter. A variety of workshops and additional classes work well for a variety of skill levels.

Basic Sewing AC535

Learn how to operate a sewing machine, read and understand patterns. Learn basic sewing terms, sewing methods and tools of the trade. Then apply your newly found skills by sewing a pillow, apron or simple drawstring pants. Completion qualifies students for intermediate classes. *Limit 6 students*

Section 1: 6 Mondays, 6:30–9pm (Deborah West)

1S: Apr 13–May 18

Section 2: 6 Wednesdays, 10am–12:30pm (Carol Price)

2S: Apr 15–May 20

Section 3: 6 Thursdays, 6:30–9pm (Carol Price)

3S: Apr 16–May 21

\$245. Materials list online

Intermediate Sewing AC716

Adjust a pattern for your size; choose and cut fabric expertly. Go beyond basics with zippers and get started with a garment of your choice. Take this class as many times as you like to solidify your essential sewing skills and complete a series of projects. *Prerequisite: Basic Sewing or equivalent skills. Limit 6 students*

Section 1: 3 Wednesdays, 10am–12:30pm (Carol Price)

1S: May 27–June 10

\$130. Materials list online

Section 2: 5 Thursdays, 6:30–9pm (Deborah West)

2S: May 28–July 2

Section 3: 5 Mondays, 6:30–9pm (Deborah West)

3S: June 1–29

\$220. Materials list online

Open Sew AC1002

This open-format class is a place to work on your own projects with the teacher's help and student camaraderie. All types of work are welcome: hand sewing, machine sewing, zippers and fine sewing techniques. Learn about great new developments in sewing tools, fabrics and notions. Start a new project or bring a project to completion. *Prerequisite: Intermediate Sewing or equivalent skills. Limit 6 students*

Section 1: 9 Tuesdays, 10am–12:30pm (Carol Price)

1S: Apr 7–June 2

\$340. Materials list online

Pattern Making AC789

Learn the basics of flat pattern making to bring your clothing designs to life. Customize the fit of a set of slopers, a collection of base patterns for a top, skirt and pants. From there, focus on one pattern to sew into a finished garment or develop multiple custom patterns to be constructed later. While this class will focus primarily on pattern making skills rather than pattern fitting, there will be discussions on how to approach fit changes during the design process. If you have taken *Beginning Clothing Design* or *Pattern Making*, you may take this class and work at your own pace. *Prerequisite: Basic Sewing or equivalent experience and familiarity with sewing clothing from patterns. Limit 6 students*

Section 1M: Monday–Friday, Aug 17–24, 9am–4pm (Taylor McVay)

\$520. Materials list online

NEW **Pattern Making Beyond Basics** AC789

Now that you know the basics, build a custom-fit basic sloper, the basis of all patterns, following the figure's natural lines and dimensions. Learn to alter your sloper to create unique patterns and explore basic techniques for grading (adjusting for size). This class requires patience with math; you will start to develop some technical skills and move from novice to “in the know.” *Limit 6 students*

Section 1: 6 Wednesdays, 6:30–8:30pm (Theona White)

1S: Apr 1–May 6

\$230. Materials list online

NEW **Clothing Projects Beyond Basics** AC919

Learn fundamentals of garment construction. Sewing a garment of your choice, measure, cut fabric, use interfacing and stabilizers, choose seam finishes and employ other essential sewing skills. Work with patterns appropriate for your skill level and leave with a finished garment. This is a perfect follow-up to *Beginning Clothing Design*. As with all classes, students are welcome to take this class more than once. *Prerequisite: Basic Sewing. Limit 6 students*

Section 1: 8 Tuesdays, 6:30–8:30pm (Melissa Thyden)

1S: Apr 7–May 26

\$260. Materials list online



Alterations & Repairs AC1049

Learn a multitude of ways to alter and repair clothes you love: patching techniques for knits and woven fabric; zipper replacement, including trouser flies; taking in garments through tucks and darts; and altering tailored garments with vents and hems. Learn some fitting techniques and how to translate fitting issues into a realized alteration. Classes will include demonstrations of common challenges. Bring in a personal garment to fit and alter. *Prerequisite: Basic Sewing or equivalent skills. Limit 6 students*

Section 1: 6 Wednesdays, 6:30–9pm (*Theona White*)

1S: May 20–June 24

\$230. Materials list online

Upcycling Clothes AC1050

Explore creative re-use and the art of upcycling within your own wardrobe. Learn multiple ways to hack existing garments. Alter a garment for a perfect fit. Using an existing garment as a base, completely change the design using only the materials you have. Or use fabric from an old garment to make a new one. Bring the garment you wish to upcycle to the first class, then create a custom plan of action for the remaining sessions. *Prerequisite: Basic Sewing or equivalent skills. Limit 6 students*

Section 1: 3 Sundays, 10am–12:30pm (*Theona White*)

1S: Apr 26–May 17 (*no class May 10*)

\$190. Materials list online

Serger Tutorial AW845

A serger cuts, sews and binds up seams all at once—and fast, too. It's especially great for sewing rolled hems to protect seams and create decorative embellishments. This one-on-one introduction will get you started. Contact us to make a schedule that works for you. (*Deborah West*)

\$50 per hour

Fiber Arts

Contemporary Art Quilt AC821

Design and make a small contemporary art quilt using fabric scraps and larger pieces. Learn basic quilting techniques and then expand into areas where the quilt becomes art, exploring what makes good design, shape and color composition, and finally touching on surface elements and dimensionality. Finish with new ideas, techniques and inspiration to continue your own work. All levels; new and returning students welcome. *Limit 6 students*

Section 1: 5 Fridays, 10am–1pm (*Beverly Arsem, Brenda Jones*)

1S: Apr 3–May 1

\$250. Materials list online

NEW Summer Straw Hats AC1110

Make a hat that is right for you, blocking straw bodies (the type used by professional milliners) and working with straw millinery braid. Combine these techniques and materials with some familiar fabric sewing ideas to make new combinations and create lively summer hats. All levels welcome. *Limit 8 students*

Section 1M: Monday–Friday, Aug 3–7, 8am–4pm

(*Denise Wallace-Spriggs*)

\$530. Materials list online



SAORI Weaving: Weave, Sew & Wear AC1036

SAORI is a contemporary improvisational weaving art from Japan, influenced by Zen principles. Instead of following a predesigned pattern, create your own pattern as you weave. There are no mistakes, just your own unique designs. All levels of weaving and sewing are welcome. Learn how to set up warp in a group. Weave material on a floor loom, then make a shrug, vest, tunic or poncho. Celebrate individual inner creativity and freedom of expression without rules or restrictions through weaving. End with an informal fashion show to showcase your creations and embrace the process. *Limit 8 students*

Section 1M: Monday–Friday, Aug 3–7, 9am–4pm (*Mihoko Wakabayashi*)

\$550. Materials: \$45 payable in class; additional materials listed online


NEW Felt Lab AC1079

Come out of your comfort zone in this experimental approach through guided exercises with wool, silk, paper, inks and threads. Understand how wool behaves during the process of felting, how different breeds affect shrinkage and texture, and how to prepare silk by painting and dyeing it before felting it with wool. Create textural elements and add simple embroidery stitches with threads, horse hair and fishing line. Start and finish a hanging or 3-dimensional object. *Limit 8 students*

Section 1M: Monday–Friday, Aug 17–21, 9am–4pm (*Eva Camacho*)

\$550. Materials: \$25 payable in class; additional materials listed online

“Everyone seemed to make something they wanted to make. It was a fun group and not too big.”



NEW Wild Felt AC937

Learn various felting techniques to create innovative, exciting forms by using the special qualities that wool has to offer. Layer, form, cut, turn, and dye to make stunning three-dimensional forms, reliefs, and wearables. Incorporate surprises and explore new ways to see your work taking form. All levels welcome. *Limit 8 students*

Section 1M: Monday–Friday, Aug 31–Sept 4, 10am–4pm

(Kristina Goransson)

\$550. Materials: \$25 payable in class; additional materials listed online

NEW Shoemaking: Basic Ballet Flats AC1065

Design and construct a wearable pair of ballet-style flats. Measure your feet, alter the lasts, construct patterns, skive and cut leather, stitch and last the shoes. Gain understanding of all the steps and components of shoemaking. Expect to leave with a pair of lovely flats and the skills to make more. *Limit 8 students*

Section 1M: Monday–Friday, Aug 31–Sept 4, 9am–4pm *(Malika Green)*

\$550. Materials: \$50 payable in class; additional materials listed online

Fiber Arts Workshops

Wicker Basketry I AW934

Wicker, or pliable willow twigs, lends itself to weaving and is a traditional material for utilitarian and decorative baskets. Explore basic basket structures, various weaving materials and commonly used tools. Learn to construct base, sides and rim, and go home with a small, handsome basket and the skills to make more. *Limit 8 students*

Section 1S: 2 Sundays, Apr 26 & May 3, 1:30–5:30pm *(William Krier)*

Section 2S: Friday, Apr 24, 10am–4pm *(William Krier)*

Section 3S: Friday, May 15, 10am–4pm *(William Krier)*

\$115. Materials: \$20 payable in class

Wicker Basketry II AW951

Dive deeper into basket weaving. Learn more advanced wicker weaving techniques, how to finish baskets with new rim patterns and how to create baskets using the split-spoke base. Students taking this class more than once continue to build their skills. *Prerequisite: Wicker Basketry I or equivalent skills. Limit 8 students*

Section 1S: 3 Sundays, June 7–28, 2–5pm *(no class June 14) (William Krier)*

\$135. Materials: \$20 payable in class

NEW Fiber Jewelry AW1080

Create inventive jewelry combining traditional techniques with experimental materials including wire, fiber and objects of your choice. Design pieces, then review and incorporate techniques such as felting, needlework, wire knitting and crochet, finishes and assembly. Pull it all together to finish the project. *Prerequisite: Basic crochet and knitting skills. Limit 10 students*

Section 1S: 3 Fridays, May 8–22, 10am–1pm *(Jodi Colella)*

\$60. Materials: \$20 payable in class

Dyed Shibori Scarves AW829

Shibori is the Japanese art of creating patterns by binding, stitching, folding and twisting fabric during the dyeing process. In this beginning-level workshop, learn some basic traditional techniques using commonly available commercial dyes. Experiment on a series of silk and cotton scarves and go home with the skills to dye larger pieces at home. *Limit 8 students*

Section 1S: 2 Fridays, June 5 & 12, 10am–3pm *(Kristina Goransson)*

\$170. Materials: \$20 payable in class

Basic Quilting AW1054

For ages, people have combined leftover fabrics into creative designs for quilts, adding a variety of assemblages embellished with embroidery. Complete a small quilt for décor, or a 10" square that you can incorporate into a larger quilt at home. *Prerequisite: Basic Sewing or equivalent skills. Limit 8 students*

Section 1S: Sunday, June 28, 10am–3pm *(Brenda Jones)*

\$95. Materials: \$25 payable in class

SAORI Weaving: Weave a Scarf through the Freestyle Weaving Method AW1088

Set up a warp and weave a scarf on a SAORI loom. SAORI weaving is a contemporary improvisational method originated in Japan. Instead of following patterns or a draft, it focuses on individual inner creativity and freedom of expression without rules or restrictions. End with an informal fashion show to showcase your creations and process. *Limit 8 students*

Section 1S: Sunday, May 17, 10am–4pm *(Mihoko Wakabayashi)*

\$125. Materials: \$20 payable in class

NEW Weaving with a Twist AW1096

Create a piece of artwork combining weaving with handmade paper, cellophane, shells, wood bark, natural fibers, driftwood and some exotic yarn. The final product can be a wall hanging, a book cover or other functional piece. *Limit 8 students*

Section 1S: Sunday, June 14, 11am–3pm (*Bayda Asbridge*)

\$95. Materials: \$35 payable in class, including looms that students will keep.

Basic Embroidery AW932

Learn the history and uses of spot samplers, then make your own as you practice basic stitches including seed, running, back, stem, split, chain, lazy daisy, cross, satin and French knots. Explore various techniques for transferring designs and securing threads on the back of your work. *Limit 8 students*

Section 1S: Sunday, Mar 29, 10am–2pm (*Jennifer Turpin*)

Section 2S: Sunday, May 17, 1–4pm (*TBA*)

\$65. Materials list online

Advanced Embroidery AW1051

Expand your embroidery repertoire by learning more advanced and layered stitches and explore uses of decorative and imaginative stitches. *Prerequisite: Familiarity with basic embroidery stitches, such as cross, chain, split, stem and back. Limit 8 students*

Section 1S: Sunday, Apr 5, 2–6pm (*TBA*)

\$65. Materials list online

NEW Embroidery Portraits AW1095

Combine basic embroidery with traditional drawing techniques like contour, gesture and hatching to create portrait drawings with thread. Transfer an image to fabric and select the right materials for your project. *Limit 8 students*

Section 1S: 2 Sundays, Apr 26 & May 3, 1–4pm (*Jennifer Turpin*)

\$65. Materials list online

Nuno Felting AW610

Nuno felting combines wool fibers with a silk backing to elegant effect. Use this technique to create a single cloth, scarf or wall hanging. This fun, labor-intensive process yields a gorgeous, one-of-a-kind piece of art to show or to wear. *Limit 8 students*

Section 1S: Friday, Apr 17, 10am–3pm (*Kristina Goransson*)

\$95. Materials: \$25 payable in class

Felted Forms AC883

Felting is perfect for creating large or small 3-dimensional objects that are lightweight, soft, textured and structural. Create hollow, organic forms starting with fluffy white and colored wool, using water, soap, resists and arm strength. Prepare to have fun while getting wet. Appropriate for beginner or experienced felters, sculptors and anyone interested in learning how to create sculptures using wet felting techniques. *Limit 8 students*

Section 1S: 2 Fridays, May 1 & 8, 10am–3pm (*Kristina Goransson*)

\$170. Materials: \$25 payable in class

Slow Stitching + Wool AW1061

For students with no felting experience: Make a piece of felt from merino wool and then embellish it by stitching on small pieces of fabric. In the process, learn to distress fabrics to make them look older and more vintage. Create one 12" x 12" decorative piece. *Limit 8 students*

Section 1S: Wednesday, May 6, 10am–4pm (*Eva Camacho*)

\$130. Materials: \$20 payable in class. Additional materials listed online

“I love the Eliot School as a community. The fellow students are a great bunch. Many of us come to the class year after year.”

Felting Wool & Paper AW1060

For students with no felting experience: Make a piece of felt from merino wool and then combine with mulberry paper, creating a unique, textured 12" x 12" piece. If you like this technique, consider expanding your experience with our 1-week *Felt Lab* Summer Intensive, page 18. This class meets at the Eliot School Annex, 253 Amory St., Jamaica Plain. *Limit 8 students*

Section 1S: Sunday, May 31, 10am–4pm (*Eva Camacho*)

\$130. Materials: \$20 payable in class. Additional materials listed online

Drawing & Painting

Our **beginners' classes** are designed for those who haven't drawn or painted in a while or want to get started. Students learn or review fundamentals and practice with a variety of basic tools and methods. Additional classes move students to the next level to sharpen skills and explore new challenges. Some classes include at least one session with a nude model. Some focus on combining specific media or techniques. Most are open to all levels, welcoming beginners as well as experienced artists.

Each teacher offers a different artistic style and teaching approach; check faculty links on our website. As you get to know us, find the teachers who suit you best. Feel free to take any class more than once, increasing your skills and progressing to more ambitious work over time.



Beginning Drawing AC725

For people who haven't drawn in a while or want to get started. Learn fundamentals and gain confidence as you draw with a variety of media and approaches. This class meets at the Eliot School Annex, 253 Amory St., Jamaica Plain. *Limit 10 students*

Section 1: 4 Thursdays, 6:30–9pm (*Eli Portman*)

1S: May 7–June 4 (*no class May 28*)

\$140. Materials list online

Drawing Beyond Basics AC770

Build on your foundational drawing skills. Practice drawing from both observation and expression. This class meets at the Eliot School Annex, 253 Amory St., Jamaica Plain. *Limit 10 students*

Section 1: 4 Thursdays, 6:30–9pm (*Eli Portman*)

1S: June 11–July 9 (*no class July 2*)

\$140. Materials list online

Drawing for Pleasure AC592

Stretch yourself as you experience the pleasure of drawing. Expand from charcoal into additional media and color, and merge observation with expression. Includes three sessions with a live model. For both beginning and intermediate-level artists. *Limit 10 students*

Section 1: 8 Thursdays, 7–9:30pm (*Robert Siegelman*)

1S: Apr 2–May 21

\$375. Materials list online

Drawing without Straight Lines AC1009

Push your traditional notions of drawing and increase your observational and technical skills, emphasizing the development of dimension and mass to create compelling imagery. Practice looking in new ways, understanding perspective and mark-making. Work from still life, natural forms and the figure, and investigate abstraction using a variety of media including graphite, ink, colored pencil, charcoal and conte crayon. This is a beginner-level class, but all levels are welcome to sharpen and expand your skills. This class meets at the Eliot School Annex, 253 Amory St., Jamaica Plain. *Limit 8 students*

Section 1: 6 Tuesdays, 10am–12pm (*Jeanne Gugino*)

1S: Apr 14–May 19

\$225. Materials list online

Drawing for Comics & Cartoons AC727

Hone your drawing skills and advance your personal style. With tools and tricks used by cartoonists and illustrators, create memorable characters: humorous, heroic and anything in between. Set a scene, create drama and deliver a punchline in a single image or sequentially. Get the most out of your pencil sketches, then finish them off with ink and markers. This class meets at the Eliot School Annex, 253 Amory St., Jamaica Plain. All levels welcome. *Limit 8 students*

Section 1: 8 Wednesdays, 6:30–9:30pm (*Jerel Dye*)

1S: Apr 1–June 3 (*no class Apr 15, May 20*)

\$295. Materials list online



Graphic Narrative AC727

Explore the boundaries of sequential art, creating original stories for comic strips, comic books, graphic novels and other forms of graphic narrative. Learn to use your personal style to its best effect. Emphasis will be placed on the way we communicate with sequential image narratives, not on how to draw characters. Explore the grammar, iconography, symbolism and pictograms used by masters of the medium, and move through the entire process of sequential art storytelling from inception to print. We recommend you take *Drawing for Comics & Cartoons* first, although it is not required. *Limit 8 students*

Section 1: 8 Wednesdays, 6:30–9:30pm (*Jerel Dye*)

1S: June 10–July 29

\$295. Materials list online

Drawing with Colored Pencils AC899

Explore the richness and vibrancy of this often-overlooked medium. Gain fluidity and ease as you learn about linear strokes, layering, color mixing, value relationships and more. Basic drawing skills are recommended, but not required. All levels welcome. This class meets at the Eliot School Annex, 253 Amory St., Jamaica Plain. *Limit 6 students*

Section 1: 8 Fridays, 9:30am–12pm (*Cyrus Whittier*)

1S: Apr 17–June 5

\$285. Materials list online

“I would not have missed a second of this course.”

Visual Arts Roadmap

Drawing is the foundation for painting, comics and illustration—and an important basis for creation in fine craft and mixed media. Forget the myth that one must be born with good drawing skills. As with anything, drawing is learned and improved with practice. Start with the basics, then progress to other classes with confidence.

First, establish basic drawing skills:

- Beginning Drawing
- Figure Drawing Intensive
- Figure Drawing Drop-In

Strengthen your drawing and design skills:

- Drawing for Pleasure
- Drawing without Straight Lines

Explore paint and other media:

- Watercolor Painting
- Drawing with Colored Pencils
- Drawing & Painting with Pastel
- Oil Painting
- Gouache Painting
- Mixed-Media Painting
- Browse our Mixed Media offerings...

Take advanced classes when you're ready:

- Drawing for Comics & Cartoons
- Graphic Narrative

At any point, get some feedback on your work:

- Portfolio Review Session

Some classes are offered in Fall/Winter. A variety of workshops and additional classes work well for a variety of skill levels.

NEW Drawing & Painting with Pastel AC1094

Build rich pastel surfaces with hatching, blending, layers and underpainting. Subject matter includes still life, landscape and possibly portraits. This class meets at the Eliot School Annex, 253 Amory St., Jamaica Plain. *Limit 8 students*

Section 1: 3 Tuesdays, 1–3pm (*Jeanne Gugino*)

1S: May 26–June 9

\$110. Materials list online

Yupo Painting AW932

Yupo, a synthetic paper made from polypropylene resin, opens many exciting possibilities for water-based media. Colors flow, swirl and bleed on its surface, creating unique effects when the water evaporates. Once the initial image is dry, you may rework areas, remove color and apply monoprinting techniques. Go beyond basics, making a series of images in class. *Limit 8 students*

Section 1: 4 Thursdays, 6:30–9:30pm (*Ginny Zanger*)

1W: Mar 4–26 (*snow day make-up Apr 1*)

\$180. Materials list online

Oil Painting AC938

Through a series of *alla prima* (single session) painting classes, create works of art that are structurally sound in color, composition and technique. With a focus on observation and representation, begin in the studio with still lifes. Spend some sessions working outdoors or from your own photographs, weather depending. Improve at your own pace with one-on-one instruction within a group. *Limit 10 students*

Section 1: 6 Mondays, 6:30–9:30pm (*Paula Lazar*)

1S: Mar 23–May 4 (*no class Apr 20*)

\$275. Materials list online

Watercolor Painting AC387

Working from still lifes, practice gesture and composition, realistic representation and abstract design. **Section 1** adds experimentation, spraying, splattering and pouring. **Section 2** focuses on how to understand and mix colors, control paint and water, choose paper and brushes. Emphasis is given to accurate color mixing and controlled paint application, achieving a feel for the medium to achieve a range of effects. Section 1 meets at the Eliot School Annex, 253 Amory St., Jamaica Plain. *Limit 8 students*

Section 1: 6 Tuesdays, 1–3pm (*Jeanne Gugino*)

1S: Apr 14–May 19

\$230. Materials list online

Section 2: 5 Mondays, 6–8:30pm (*Sean Dunstan-Halliday*)

2S: May 11–June 15 (*no class May 25*)

\$215. Materials list online

Drawing & Painting Workshops

Figure Drawing Drop-In AW109

Using any media, work from a different live model each week and pay as you go. Make use of the instructor or draw on your own. All levels welcome.

Ongoing: Every Tuesday, 7–9pm, except holidays, weather emergencies and the month of August (*Rob Stull, Brigid Watson*)
\$20 per session, payable at the door (no preregistration required)
\$140 for prepaid 8-session coupon

Portfolio Review Session AW854

Take part in this small group discussion and get valuable feedback about your work. Bring up to five pieces of recent or unfinished work in any genre, including painting, mixed media, furniture, fibers and fashion. *Limit 8 students*

Section 1S: May 28, Thursday, 6:30–9pm (Robert Siegelman)
\$55

Figure Drawing Intensive AW559

Immerse yourself in drawing with a dynamic and popular teacher who will bring out your best. Using any media, draw from a live model and see the subject and your own work with new inspiration. *Limit 13 students*

One Sunday each month, November through April, 1:30–5:30pm
(Robert Siegelman)

Section 5W: Mar 1

Section 6S: Apr 5

\$115 each. Includes model fee. [Materials list online](#)

Section 1M: Saturday & Sunday, July 18 & 19, 10am–4pm

\$250. Includes model fee. [Materials list online](#)

Painting with Cold Wax AW915

Using oil paint and pigment sticks, build up texture and layers to create spectacular effects without brushes or solvents. After adding line, color and texture, carve into your paintings to reveal layers beneath. Cold wax can be used with collage papers, fabric, texture tools, stamps and stencils. Consider including inks, pastels, stencils and anything that adds to your mark-making. This class meets at the Eliot School Annex, 253 Amory St., Jamaica Plain. *Limit 8 students*

Section 1: 2 Sundays, 9:30am–1:30pm (Paula Lazar)

1W: Mar 22 & 29 (snow day make-up Apr 6)

\$135. [Materials list online](#)

Artist for a Nite AW1099

New to painting? No problem. Zahirah Nur Truth of ZNT Arts will guide you and provide instructions on painting to create your own vibrant masterpiece. Looking for something fun and creative to do on a Saturday night? Add this to your list. Bring a friend. Go home with a painted canvas ready to be hung on the wall. Materials and food included. Cash bar available with artist-inspired cocktails.

Section 1: Saturday, 8–10pm (Zahirah Nur)

1S: Apr 25

2S: June 13

\$50. All materials included

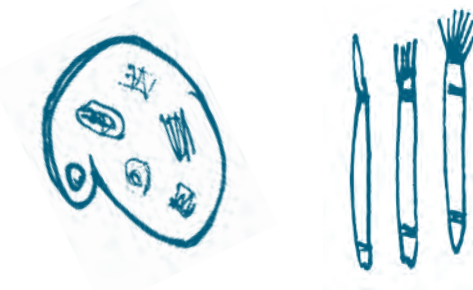
NEW Loosen Up! Wet-on-Wet Watercolor AW1097

Watercolor can seem daunting for beginners. Loosen up your approach and find out how rewarding it can be. Learn how to work with water and mix colors, understand paper and use the strengths (and weaknesses) of the medium to your advantage. Work with a wet-on-wet approach using various surfaces and methods. Emphasis is on gaining a set of skills rather than a finished painting. This class meets at the Eliot School Annex, 253 Amory St., Jamaica Plain. *Limit 8 students*

Section 1S: Sunday, Apr 19, 10am–2pm (Lisa Goren)

Section 1M: Sunday, Aug 9, 10am–2pm (Lisa Goren)

\$70. [Materials list online](#)

**Watercolor** AC1082

Learn how to use color mixing as a tool for expression, honing your watercolor skill set. Explore various techniques including spraying and splattering. Learn to vary brushstrokes and apply color layers. Subjects include landscape and still life. This class meets at the Eliot School Annex, 253 Amory St., Jamaica Plain. *Limit 8 students*

Section 1: 2 Tuesdays, 10am–12:30pm (Jeanne Gugino)

1S: June 2 & 9

\$105. [Materials list online](#)

NEW Water-Based Acrylic Prints AW1100

Make prints without a press using water-based acrylic paints. Explore textures, stencils, composition, transparency and vibrant colors. Expect to create at least ten prints to take home. All levels welcome. *Limit 8 students*

Section 1S: Sunday, June 21, 10am–2pm (Adria Arch)

\$70. [Materials list online](#)

NEW GOLDEN Acrylics & Mixed Media AW1101

Learn about the wide range of GOLDEN acrylic paints and mediums and QoR watercolors. Learn how to choose grounds and colors for your best intended application and for archival quality. Learn which mediums to use with and under paint and collage; how to create washes, stains and encaustic-like effects; and best uses for iridescent and interference colors, stencils, paint markers, pencils and pastels. Take home a selection of GOLDEN products. *Limit 25 students*

Section 1S: Sunday, April 19, 2–4pm (Adria Arch)

FREE. Preregistration required

Gouache Painting AC939

Create a painting that captures the essence of your neighborhood. Gouache is a versatile, non-toxic opaque watercolor with a rich, matte surface. Working from your own photographic resources, design an effective composition that represents elements in your landscape (urban or otherwise) using this opaque watercolor paint.

Limit 8 students

Section 1M: Sunday, July 12, 10am–3pm (*Vicki Kocher Paret*)

\$70. Materials list online

Mixed Media: 2-D AW1064

Section 1M: Sunday, July 12, 10am–4pm (*Terry Boutelle*)

See pg. 28

NEW

Mixed Media: Raising the Surface AW1065

Section 1M: Sunday, Aug 2, 10am–4pm (*Terry Boutelle*)

See pg. 28

Experimental Chinese Ink Painting & Calligraphy AC1015

Combine the discipline of a traditional calligraphic art with a contemporary approach to image-making. Treat each stroke as a choreography of movements. Using rice paper and ink, apply your practice to new forms. Taught by an intermedia artist whose work is rooted in Chinese calligraphy. *Limit 8 students*

Section 1M: Sunday, Aug 16, 10am–4pm (*Wen Hao Tien*)

\$110. Materials: \$20 payable in class; additional materials listed online

Book & Paper Arts**Joomchi and Beyond: Korean Paper Making** AC885

Joomchi is a traditional Korean way of making textured handmade paper using water and eager hands. Become acquainted with its history, practice and role in Korean society. Learn both traditional techniques and reinterpreted adaptations into contemporary art forms. *Joomchi* creates strong, textural and painterly surfaces by layering and agitating *hanji*, Korean mulberry papers. It can be incorporated into 2-D or 3-D objects, surface design, collage, new ways of drawing, sculptural objects or wearable, unconventional body ornaments. *Limit 10 students*

Section 1M: Monday–Friday, Aug 10–14, 9am–4pm (*Jiyoung Chung*)

\$550. Materials: \$30 payable in class; additional materials listed online

Silkscreen in Your Kitchen Sink AW799

Section 1: Saturday & Sunday, 9am–1pm (*Sarah Coyne*)

1S: Apr 25 & 26

2S: June 27 & 28

See pg. 25

Paper Marbling AW620

Create beautiful swirls and mottling colors with several forms of marbling. Learn Turkish-style marbling on water thickened with carrageenan (Irish moss). Experiment with a range of materials, colors and papers to create lovely, unique designs. Marbled paper is striking when used as book endpapers, portfolio covers and more. All levels welcome. This class meets at the Eliot School Annex, 253 Amory St., Jamaica Plain. *Limit 8 students*

Section 1: Sunday, 9:30am–1:30pm (*Cristina Hajosy*)

1S: Apr 26

1M: Aug 9

\$95. Materials: \$30 payable in class

Paste Paper AW750

Paste paper is one of the earliest forms of surface decoration. Traditionally, it was used for endpapers and book covers. In the contemporary context, mixed-media artists are finding other new potentials. Apply colors mixed with a thick paste using a variety of tools. Explore custom color choices, tool-making tips and a wide variety of papers. This class meets at the Eliot School Annex, 253 Amory St., Jamaica Plain. *Limit 8 students*

Section 1S: Sunday, May 17, 9:30am–1:30pm (*Cristina Hajosy*)

\$75. Materials: \$20 payable in class

Celebration Accordion Books AW922

Using an accordion form, make a festive book full of surprises, packing it full of words, letters, tiny booklets, pockets, windows, beads and a range of other materials to give meaning to your celebratory wishes. Develop your concept, decide on your palette, chose a theme or occasion, then dive into a wealth of ingredients to build your book. Perfect for graduation, birthday, anniversary or wedding gifts, or a meaningful object to keep yourself. This class meets at the Eliot School Annex, 253 Amory St., Jamaica Plain. *Limit 8 students*

Section 1S: Saturday, June 20, 10am–4pm (*Susan Porter*)

\$120. Materials list online

Pop-Up Travel Journal AW895

Assemble origami-folded components into a book form that will hold photos, wrappers, tickets and other ephemera from your travels. The book begins as a simple square but opens into a dramatic, multifaceted container that includes pockets, flaps, windows and pop-outs. Make it beautiful with hand-printmaking techniques, collage, cutting, painting, drawing and text. This class meets at the Eliot School Annex, 253 Amory St., Jamaica Plain. *Limit 8 students*

Section 1S: Sunday, June 28, 10am–4pm (*Susan Porter*)

\$120. Materials list online

Printmaking

Printmaking for Creative Collage AW958

Using a variety of experimental hand-printmaking techniques, create a series of collages for exhibition pieces, greeting cards, gifts or for use in books and collage. First use wood blocks, linocuts, monotypes, gelatin plates, stencils, stamps and found materials to make a series of water-based prints. Create multiple variations using wet and dry media and different types and weights of paper. Then combine what you've made in a series of imaginative collage activities. This class meets at the Eliot School Annex, 253 Amory St., Jamaica Plain. *Limit 8 students*

Section 1S: Sunday, June 14, 10am–4pm *(Susan Porter)*

\$120. Materials list online


Gelatin Prints AW924

Make printing plates from wobbly, versatile gelatin in a process easily repeated at home. Explore the difference between homemade gelatin plates and the store-bought variety. Select your favorite style and create an edition of prints. Use stencils and a variety of tools to create dynamic, layered artworks. This class meets at the Eliot School Annex, 253 Amory St., Jamaica Plain. *Limit 8 students*

Section 1S: 2 Saturdays, June 20 & 27, 2–5pm

(Maggie Carberry Pasquan)

\$90. Materials: \$25 payable in class



Silkscreened Holiday Cards AW904

Make one-of-a-kind screen-printed cards for Mother's Day, Father's Day or any holiday or occasion using premade screens—and gain successful screen-printing skills. Go home with 10 greeting cards. *Limit 10 students*

Section 1S: Sunday, May 3, 10am–12pm *(Sarah Coyne)*

Section 2S: Sunday, June 7, 10am–12pm *(Sarah Coyne)*

\$60. Materials: \$10 payable in class

Silkscreen in Your Kitchen Sink AW799

Silkscreening can seem daunting, but you can actually do it using your kitchen sink and a closet. That gives you the power to print colorful multiples on fabric or paper at home. Prepare a screen, transfer images using a photo emulsion process and make your first prints just the way you will do it later on your own. *Limit 6 students*

Section 1S: Saturday & Sunday, Apr 25 & 26, 9am–1pm *(Sarah Coyne)*

Section 2S: Saturday & Sunday, June 27 & 28, 9am–1pm *(Sarah Coyne)*

\$175. Materials: \$20 payable in class

Monotype Printing with a Press AW1020

Create unique prints using oil-based water-soluble inks and a portable etching press. Organic materials and found objects such as eggshells, leaves, feathers, meshes, and bubble wrap introduce texture and compositional surprises to your piece. Section 2S meets at the Eliot School Annex, 253 Amory St., Jamaica Plain. *Limit 8 students*

Section 1S: Sunday, April 19, 9:30am–1:30pm *(Lynda Goldberg)*

Section 2S: Sunday, June 7, 10am–2pm *(Lynda Goldberg)*

\$70. Materials: \$15 payable in class; additional materials listed online

NEW Eco Botanical Printing AW1076

Eco Printing is environmentally friendly, layering and applying leaves, flowers, bark directly on the fabric or paper. The colorful results are unexpected, mysterious, beautiful—and earth-friendly. Use this technique on fabric to make unique textiles for use in clothing, hangings and other forms. *Limit 8 students*

Section 1M: Sunday July 26, 11am–3pm *(Bayda Asbridge)*

\$70. Materials: \$25 payable in class

Photography

iPhonography AW1082

Go through some of the myriad features and apps that can help you explore your artistic vision with this 21st-century device. The first session will focus on the innovative and often hidden features of the iPhone itself, like Live, HDR, Time Lapse and Portrait modes. The second will focus on some of the countless apps that can be used to process your photos, including Snapseed, Blackie, Instagram, Lightroom and Mextures. Bring your iPhone to class.

Section 1S: 2 Mondays, Mar 30 & Apr 6, 6:30–9pm *(Erik Gehring)*

\$70. Materials list online

“I gained a lot of insight—not only regarding technique but also about work ethic. There is so much to learn.”



Beginning Photography AC451

Learn the basics of photography and camera controls while exploring a wide range of subjects. Start with basic photographic principles and expand to composition, color theory and issues of visual perception. Lectures, critique sessions and in-class shooting will take your images to the next level. This class meets at the Eliot School Annex, 253 Amory St., Jamaica Plain. *Limit 8 students*

Section 1: 6 Tuesdays, 6:30–9:30pm (*Cristina Hajosy*)
1S: Apr 21–May 26
\$230

Photography: Capturing the Rhythm of the Street AC731

Learn to photograph the rhythm and energy of the streets through candid shooting, street portraiture and urban landscapes. Capture “the decisive moment” and develop a heightened sensitivity to lighting and composition. Review the history of street photography and examine a variety of approaches and attitudes toward making your own work. *Limit 8 students*

Section 1: 8 Wednesdays, 7–9pm (*Robin Radin*)
1S: Apr 15–June 3
\$230

Photography Projects AC730

Expand your knowledge of photography basics and develop your personal visual style. Review basic photographic principles and camera controls. Work on creative assignments and visual exercises in class, learning from both personal projects and other students’ and contemporary photographers’ portfolios. In-class shooting will supplement critique sessions and lectures. Bring your camera (any kind), camera manual, charged batteries and plenty of memory capacity to all sessions. This class meets at the Eliot School Annex, 253 Amory St., Jamaica Plain. *Limit 8 students*

Section 1: 5 Tuesdays, 6:30–9:30pm (*Cristina Hajosy*)
1S: June 2–30
\$210

Make Big Photos AW948

What would your photos, prints or paintings look like REALLY big? Learn how to prepare a file in Photoshop, including color correction, sharpening and enlarging. Watch the Epson 9890 make big prints up to 4’ x 8’ using archival pigment ink, rated to last over 200 years. Leave class with a 24” x 36” print of your own on Epson Luster photo paper. You do not need to own Photoshop software to participate. All levels welcome. This class takes place in Somerville; students will be provided with location. *Limit 6 students*

Section 1S: Saturday, June 13, 10am–1pm (*Gary Duehr*)
\$100. Materials list online

“Great ratio of students to instructor.
 Plenty of materials for everyone.”

Mixed Media

NEW Mixed Media AC1098

Rearrange and remake your narrative, taking inspiration from books, prints, films, artists’ work and other sources. Expand your technical skills combining materials in new ways, and grow your knowledge of art history. *Limit 8 students*

Section 1S: 7 Thursdays, Apr 30–June 1, 10am–1pm (*Nancy Hart*)
\$310. Materials list online

Matchbox Art AW964

Make miniature assemblages the size of a matchbox, in which symbols, memories and dreams occur on a tiny scale. Learn about the history of matchbox art and peek into the world of contemporary matchbox artists. Use decorative papers, vintage ephemera, assorted embellishments and more to collage and assemble miniature masterpieces of your own design. Section 1S meets at the Eliot School Annex, 253 Amory St., Jamaica Plain. *Limit 8 students*

Section 1S: Sunday, May 17, 2–6pm (*Amy Hitchcock*)
Section 2S: Saturday, June 20, 9:30am–1pm (*Amy Hitchcock*)
\$70. Materials list online

Collage AW1067

Explore your creative process in this informal and experimental session. Investigate color, composition and collage processes and try new approaches and techniques. Casual critiques and group discussion will follow each exercise. All levels welcome. *Limit 8 students*

Section 1S: Sunday, May 31, 10am–5pm (*Keith Maddy*)
\$150. Materials list online

Moving & Making with Boston's Great Museums

Museum of Fine Arts

465 Huntington Ave., Boston
Saundra B. and William H. Lane Galleries, Room 328

Elsa Dorfman: Me and My Camera

Elsa Dorfman is a beloved Cambridge photographer known for her large-scale commissioned Polaroid portraits and portraits of family and friends. Focusing on the rich autobiographic thread that runs through her photography, this exhibition features a selection of 20" x 24" Polaroid self-portraits that she made almost every year from 1980 until recently, as well as early black-and-white photographs from her landmark 1974 photobook, *Elsa's Housebook*, which celebrates the close circle of friends, including the poet Allen Ginsberg, who regularly came to the photographer's home. The photographs reveal the disarming informality of Dorfman's approach, as well as her warm spirit and the joy she takes in her medium.

Exhibition Feb 8–June 21

Photography: Capturing the Rhythm of the Street AC731

Learn to photograph the rhythm and energy of the streets of Boston through candid shooting, street portraiture and urban landscapes. Capture "the decisive moment" and develop a heightened sensitivity to lighting and composition. Review the history of street photography and examine a variety of approaches and attitudes toward making your own work. *Limit 10 students*

Section 1: Wednesdays, 7–9pm (*Robin Radin*)

1S: Apr 15–June 3

\$220. Materials list online

At the Eliot Schoolhouse, 24 Eliot St., Jamaica Plain

Studio Art Classes with the MFA

The Eliot School is pleased to continue a longstanding partnership with the Museum of Fine Arts' Studio Art Classes program, in which the museum's Education Department directs patrons to Eliot School classes.

Museum of Fine Arts

465 Huntington Avenue, Boston

Fuller Craft Museum

455 Oak Street
Brockton, MA

Another Crossing: Artists Revisit the Mayflower Voyage

On the 400th anniversary of the Mayflower crossing, ten artists from the United States and Europe examine this pivotal, complex event in world history. Using exceptional craft, they address social realities behind material culture, examining the Mayflower crossing through contemporary eyes. Developed by Fuller Craft Museum in collaboration with Plymouth College of Art and The Box (previously referred to as the Plymouth History Centre in Plymouth, England).

Exhibition May 2–Sept 20

Toy Mayflower Boat Building • Adult & Child Drop-In Ages 5–12 AW10105

Build a toy boat from scratch, using wood, recycled materials and other supplies, reflecting on the Mayflower's structure and adding contemporary gadgets, including a small device that will make your boat sail on water.

Section 1S: Sunday, May 31. Drop in any time, 10am–3pm.

\$10 per person. Children must be accompanied by an adult.

At the Eliot Schoolhouse, 24 Eliot St., Jamaica Plain



Mixed Media: 2-D AW1064

Work with vintage and decorative papers, newspaper, pre-painted paper and other materials of your choice. Transfer images using acrylic gel medium, graphite paper, stencils, stamps and frottage. Create an artwork of your own design or work from an example. *Limit 10 students*

Section 1M: Sunday, July 12, 10am–4pm (Terry Boutelle)

\$110. Materials list online

NEW

Mixed Media: Raising the Surface AW1065

Add texture and dimensionality to the surface of your mixed media art using various acrylic mediums, embossing and other methods. *Limit 10 students*

Section 1M: Sunday, Aug 2, 10am–4pm (Terry Boutelle)

\$110. Materials list online

Mixed-Media Studio Immersion AC1041

Take a week in the studio with space and support to deepen and expand your mixed media art practice. Demonstrations of mixed media techniques and short visual exercises augment independent studio time to start/continue/finish your mixed media project. Media welcome include: assemblage, collage, drawing, fiber, painting and printmaking. Discussions will include developing concepts that guide your work, strategies to support a successful studio practice and opportunities for professional development and networking with other artists. Bring your own materials to supplement those provided by the teacher. *Limit 8 students*

Section 1M: Monday–Friday, Aug 24–28, 9am–4pm (Merill Comeau)

\$550. Materials: \$50 payable in class

“Our instructor was great with building confidence, explaining safety, and assisting while helping us do new things ourselves (rather than doing things for us).”

Other Crafts**Pysanky: Wax Resist Ukrainian Easter Eggs** AC926

Pysanky, a traditional Ukrainian egg-decorating technique, uses layers of wax and colored dye to achieve beautiful, complex designs. In time for Easter, learn techniques of color layering, localized application and the use of different tool sizes to achieve various results. At the end, remove the wax to reveal the finished egg. Feel free to take this workshop multiple times over the years to accumulate practice and refine your skills. *Limit 10 students*

Section 1W: 2 Sundays, Mar 15 & 22, 2–6pm (Gretjen Helene)

\$110. Materials: \$25 payable in class

Drop-ins welcome for experienced pysanky artists and past students: \$20 payable in class

**Mosaics** AW626

Create an 8" x 8" mosaic using *smalti* glass tiles. Reflect on the work of contemporary mosaic artists and discuss design concepts to create beautiful compositions. Bring a sketch, photograph or other images (sized to 8" x 8") as inspiration for your mosaic designs. *Limit 8 students*

Section 1S: Wednesday & Thursday, Apr 22 & 23, 10am–3pm (Lisa Houck)

\$250. Materials: \$40 payable in class

Cold-Process Soap AW310

Cold-process soap is made from scratch using vegetable oils and lye. Learn the basics while making a batch of honey-oatmeal soap, then experiment with colors and fragrances. Class includes marbling techniques demos. Soap made in class can be picked up the following week. *Limit 12 students*

Section 1S: Sunday, May 31, 9:30am–3pm (Kymberlee Keckler)

\$85. Materials: \$20 payable in class

Easy Glycerin Soap AW335

Make your own glycerin soap using the melt and pour technique. Four batches of soap will be made using different fragrances, colors, pearlescent powders, and embedded items. Soap will be ready to use and take home by the end of class. *Limit 8 students*

Section 1S: Sunday, May 3, 9:30am–12:30pm (Kymberlee Keckler)

Section 2S: Sunday, June 14, 9:30am–12:30pm (Kymberlee Keckler)

\$65. Materials: \$20 payable in class

“The environment is so relaxed and laid back, yet fun and safe at the same time. A perfect combination.”

Join Our Community of Donors

Tuition does not cover all of our costs. We depend on generous donors—like you—to sustain our mission and programs.

Ways to Give

- **Donate online** at eliotschool.org/donate.
- **Add to your tuition** when you enroll in a class.
- Direct your employer's **matching gift** to the Eliot School.
- **Remember a loved one** with a gift in their **honor** or in their **memory**.
- **Name a scholarship fund** in memory/honor of a loved one with a minimum gift of \$10,000.
- Give **stock or equities**.
- Include the Eliot School in your **will or estate**.

The Eliot School's legal name is Eliot School Trustees. Find other important details online. For more information, contact Alicia Chick, Development Officer: achick@eliotschool.org.



Scholarship Funds

We're pleased to welcome students from low-income households to enjoy Eliot School classes tuition-free, thanks to donations to our Scholarship Fund. Most are children from our school and community partnerships who enroll in our Summer Program for Children and in classes throughout the school year. Scholarship application forms can be found online: eliotschool.org/scholarships.

Named Scholarship Funds

We are proud to host scholarship funds in honor and in memory of individuals. A named scholarship can be created with a special gift. Please ask us for details.

- **Sonja Schubert Calabi Scholarship for Textile Arts**
- **Lorenzo Calabi Scholarship for Woodworking**
- **Kevin Cradock Builders Scholarship for Woodworking**
- **Charles Fox Scholarship**
- **Maggie Hill Scholarship**
- **Tim Ingles Scholarship**
- **Marilyn Mase Scholarship**
- **Nicole Murray Scholarship**
- **Dick Piper Scholarship**
- **Kendric Price Scholarship**

Donors

List includes gifts received 07.01.18–12.15.19

John Eliot Society (\$3,500+)

Anonymous (4), Anonymous *in honor of Beau L.W. Kehoe*, Sue & Rob Bushman, Elizabeth Barringer & John Clark, Ann Coles *in memory of Dick Piper*, Joanna Damp, Judy Gans & Joe Kalt *in honor of Alison Croney Moses*, Susan Mars, Bonnie McBride, Abigail Norman, Rebecca Norman, Dana Rashti, Mary Smoyer, Melony Swasey, Nerine & Eric Warasta

Studio Guild (\$1,500–\$3,499)

Anonymous (2), Antoinette Russell & Louis Bailey, Marikim & Bruce Bunnell, Marion Davis, John-Paul Ferguson, Judith Hoos Fox & Charles Fox, Anne & Sean Gavin, Priscilla Yang & Nathanael Gray, Gregory Kornbluh *in memory of Solomon L. Kornbluh*, Pam & Stuart Mathews, Karen Smith McGarity, Bonnie Duncan & Daniel Milstein, Nicole & Terry Murray, Martha & Paul Rizzoli, Joy Silverstein

Artisan Guild (\$500–\$1,499)

Anonymous (6), Tish & Henry Allen, Mark Allyn, Richard Angus, Scarlet & Sam Batchelor, Anne Buckley, William Buffett, Kathy & Bob Cunha, Deirdre & Jamie Day, Susan & William Elsbree, Andrea & Peter Enzinger, Sandy Madden & Ed Forte, Sarah Freeman *in memory of Sam Sherwood*, Anita Fritze *in memory of Gunther Fritze*, Elizabeth Wolffe & Philip Gregory, Elizabeth & Simon Griffiths, Deb Rivkin & Bruce Haggarty, Natalie Olsen Hall & Andrew Hall, Karen Haas & Greg Heins, Robert E. Johnson, Marsha Kaminsky & Aaron Krakow, Katina Leodas, Jessica Welch & James Maguire, Stefania & George Mallett, Caroline & Alan McCoy, Maureen & David Moses, Catherine Mosgofian, Steven Muller, Margaret Norman, Nicole & Geoff Parsons, Amelie Ratliff, Brian Shaughnessy, Joanne Shaughnessy, Howard Shrobe, Jodi Schmidt & Peter Smith, Janet Spitz, David V.N. Taylor, Meredith & Mark Wallace, Elizabeth Wood & Jerry Wheelock, Toni Loiacano & Matthew Williams

Craftsman (\$100–\$499)

Anonymous (6), Rania & Jean Abouhamad, Judith Anderson, Lewis Baer *in honor of Joy Silverstein*, Caroline Barnes, Ros Barron *in memory of Harris Barron*, David Bartol, Alice Watson & Alastair Bell, Erin Bennett, Michael Bentinck-Smith, Lynn Tibbets & Robin Benton, Karen Bergstrand, Barbara & Carl Berke, Eric Berke, Ann Bevan Hollos, Robert Bienkowski *in memory of Tim Ingles*, Sarah Bishins, JoAnne & James & James Blakey, Wendy Bliss, Derek Bloom, Travis Book, Helen & Andrew Braun,

Josh Briggs, Alexander Brodsky, Mary Murphy & James Buggie, Holly & Daniel Burnes, Joanne Zitek & Frank Burns, Sue Marshall Cabezas, Eric Campbell, Geoffrey Chasin, Alicia & Jeff Chick, Paula Georges & Dick Clapp, Julia Shepley & Alan Cohen *in honor of Abigail Norman*, Kim Comart, BJ Comerford, Katie Connolly, Leslie Coughlan, Amy & Ethan d'Ablemont Burnes, Maxine Dalton, Margaret Darling, Phillip Davis, Constance Cervone & Janet Deegan, Thomas Fry Delong, Kate Novak & Al Denson, Premal & Perana Desai, Lawrence DiCara, Judith Dillman, Ira Dobrow, Darlene Donovan, Paul Drolet, Marilyn Mase & Rick Dunfey, Fabio J. Fernandez & Christine Dunn, Ellen Dyer, Joshua Eagle, Martha Fowlkes & Frank Eglhoff, Susan Emmerson, Abigail Erdmann, Don Eunson & G. Douglas Evans, Stephen Evans, Tracey & John Fiasconaro, Molly Foley, Anne Cody & Ben Forman, Janine Zieg & Eric Frank, Andrew Franklin, Sam Franklin, Andee Krasner & Clark Freifeld, Mary French, Craig Friedland, Ronne Friedman, Jennifer & Will Fulton, Helen Galarneau, Brian Gallagher, Martha Gallagher, Anne Giovanoni, Robert Gittens, Mary Ann Sullivan & Michael Gleason, Kristina Goransson, Tracy Donsky & David Gourley, Joanne Guzzi, Maya & Giora Hadar, Gail English & Andrew Haines *in memory of Janice B. English*, Abby Hykin & Gordon Hanlon, Steve Harriman, Charlotte & Kurt Hemr, Maggie Hill, Sherry & Daniel Horn, Jennifer Hughes, Carole Mathieson & John Ippini, Ashwini Jambhekar, Coleman Johnson, Jennifer Johnston, Mimi & Hylton Jolliffe, Brenda Jones, Cecilia Joseph, Jeffrey Katz, Barrie Keller & Steven Kaufman, Janet Kawada, Edward Keane, Melissa Kelley, Janice & Robert Kerwin, Adelaide Ketchum, Thomas Keydel, Elaine Kiley, Robert King, Alan Kissack, Gregory Kohs, Barbara Krakow, Stanley Kramer, Jean & Jordan Krasnow, Amanda & Michael Lapham, Honor Lassalle, Jennifer Erbe Leggett, Sally Cheek & Linda Lesyna, Carol Levin, Roselle Levy, Sheryllyn & David Levy, Ken Lindgren, Alex Bowers & James Liu, Mathew Lesniak & Alice Lorch, Wanda & Mark Luetgten, Virginia Lyons deNeufville, Bligh Macdonald, Fran Rivkin & Amy Macdonald, Lawrence Madoff, Beth & Kevin Mahar, Judith & John Mahoney, Adam Mark, Elizabeth Marks, Erin & Rob Martin, Heidi Whitman & Bob Mathews, Susan & Robert Mayer, Sarah Poulter & Craig Melzer, Anthony J. Meyer, Barbara Attianese & Alan Meyers, Martha Moor, Jane Morgenstern, Marilyn Morrissey *in memory of Jim Ryan*, Alison Croney Moses & David Moses, Patrick Murray, Lynn Waskelis & Tim Newell, Janice Rogovin & Leo Newhouse, Electa Sevier & Jos Nicolas, David LaFleche & Lucy Nims-LaFleche, John O'Loughlin, Cindy Arias & Josiah Oberholtzer, Chris Owens, Violette Paragas, Dan & Vicki Paret, Krina Patel, Jay Perreault *in honor of Joe Stanewick*, Margaret & Frank Pettorossi, Susan Porter, Sue & Bernard Pucker, Arlene Snyder & Paul Rabin, Laura Raisty, James Rebitzer, Sarah & Tom Reed, Thomas Kane & Susan Richey, Wendy Rist, Hugh Wilburn & Michael Rogan, Femke & Slug Rosenbaum, Thomas Rourk, Peter Rowe, Ann Ryan, Mitch Ryerson, Steven Sackmann, Charles Sandler, Gail Sarno *in memory of David & Owen Pitzold*, Dina Mara

Lowenstein & Martin Schmaltz, Sheara & Jeffrey Seigal, Peter Shapiro, Jill Shiel, Roberta Apfel & Bennett Simon, Ellen Simons, Leo Sorokin, Marilu Swett & Carl Spector, W. Katherine Yih & John D. Spence Jr., Teresa Spillane, Paul Spinale, Joseph Stanewick, Kaye Stroschine, Laurie Sutherland, Rebecca Szetela, Patricia Thomas, Margaret Thompson, Katherine Chaurrette & Martin Thomson, Abram Faber & Christy Timon, Paul Tomkavage, Naomi & Robert Tuchmann, Peg Tuitt, William Unsworth, Janet Veasey, Karen Victor, Wilma & Panagiotis Voukydis, Debra Wallbridge, Alicia Powell & Marvin Wang, Brad Warren, Tracy O'Brien & Michele Waters, Barbara Watkins, Andi & Eric Weil *in memory of Susan Elizabeth Cook*, Adam Klauer & Rebecca Weintraub, Mimi Pichey & Jack Wellman, Mark Wheeler, Carl Whitaker, Barbara & John Wicker, Katherine Pharibe Wise, Wayne Chin & Annie Wong, Margaret Minor Wood, Carrie & David Worn, Cynthia Johnson & John Wortham, Henry Yager, Ellen Zellner

Apprentice (\$1–\$99)

Anonymous (2), Cassandra Abodeely, Meg & Seth Abramovitz, Jennifer Abramson, Myra Ackerman, Meaghan Agnew, Inci Kaya & Riaz Ahmed, Chris AhnAllen, Leonore Alaniz, Candice & Charles Alexander, Lee Alexander, Ruth Alukian, Jennifer & James Anderson, Betsey Ansin, Andrea Atkinson & Christopher Antonowich, Alice Apley, Melina O'Grady & Chris Arnold, Paula & David Attridge, Michele Audet, Kristen Babinski, Anita Baglaneas, Christine & Jeremy Baldwin, Elena Banegas, Cashman Andrus & Heloiza Barbosa, Elaine Barlas, Katherine Barlock, Rebecca Baron, Elissa Barr, Susan Bass, Bonnie Bastien, Seymour Beckford *in honor of my mother, Lynette Beckford*, Deborah Beers, Laura Benavidez, Ann Bergin, Nete Bernel, Barbara & Alan Berns *in honor of Bill Sopp & Soraya Sadeghi*, Rachel Zalocha & Kevin Berry, Paula Billups, Tim Birnstiel, Katherine Butler & Nathan Blake, Sarah Bob, Lalita Bolden, Deborah Boldin, Ellen Bowers, Margot & James Boyd, Joel Brandwine, Mara Voukydis & Nick Branigan, Rachel Brooks, Rosemary Brooks, Karyn Brotman, Craig Brown, Laura Soul Brown, Donald Buchholtz, Quenby & Tom Bucklaew, Elizabeth Burke, Danielle Bushrow, Maggie Carberry, Marilyn Del Donno & Shawn Carignan, Christine Carlsen *in memory of Elaine S. Agan*, Tami Carpenter, Keira Flynn-Carson & Jesse Carson, Susan & Tom Carty, Sydney Case, Rosanna Cavallaro, Michelle O'Hearn Chalmers, Ava Chan, Roberto Chao *in honor of Pablo & Camilo Chao* *in memory of Stella Acelas*, Abea Chou, Lindsey Christensen, Clare Horkan & Kenneth Christopher, Andrea Clardy, AnnMarie Staunton-Clark & Derek Clark, Deborah Coffey, Jodi Colella, Daniel Connors, Marie Content, Susan & Michael Cranmer, Christopher Croney, Priya Budde & Ryan Croteau, M. Curby, Donna & James W. Currie Jr., Patricia Daley, Denise Daly, Steven DaSilva, Taylor Dean, Ann Chinchilla DeGeorge & Jason DeGeorge, Anne-Marie Delaunay-Danizio, Kim & Chris Dellarocca, Patrick Dempsey, William J. DiCicco, Barbara Dickey, Laura DiPiazza,

Loretta Dixon, Yena Do, Catherine Wolf & John Doench, Jerel Dye, Judith Dyzak, Margery Eagan, John Earley, Susanne Edouard, Kirsten Olson & Richard Elmore, Sabra Ewing, Emily Fannon, Michele Feinzig, Claire Fellman, Kate Camillieri Ferguson, Tracey & John Fiasconaro, Claudia Fiks, Emily Filippone, Erika Fine, Wendy Wolfe Fine, Therese Fleisher, Ada Focer, Aimee Frank, Marie Fukuda, Melissa Gallin, Teresa Gallo-Toth, Dori & John Galton, Sarah Garabedian, Anne Marie Garti, Gwendolyn Gavin, Devon Gayelin, Ann Gilmore, Sylvia Stagg Giuliano, David Todd Gladstone, Betsey Glaser, Diana Goldman, Debbie Tyson & Ethan Gottlieb, Priscilla Green, Myrna Balk & Ramon Greenberg, Sam Greenblatt, Eric Greimann, Dorothy Gunther, Janine Hackshaw, Cristina Hajosy, Ashley Lazonick Harding, Katy Hardt, Ann Harris, Desiree Hartman, Erin Harvey, Gloria Haughey, Amy Hitchcock & Glen Hawkins, Gretjen Helene, Sarah Hemphill, Louis Herbert, Mi Herzog, Sharon Hessney, Robert Hirseman, Amanda Hoegen, John Hogan, Thaddeus Hogarth, Carol Holtz, Cornelia Hoskin, Caryl Hull-Leavitt & Charles Hull, Shirley Hutchins *in memory of David Hutchins*, Jude Hutchison, Lana Jackson, Rayna Jhaveri, Mary Johnson, Jennifer Johnson, Christine Johnston, Marie Jules, Matthew Kaplan, Jenna Karcher, Shira & Michaela Karman, Susan Caplan & Michael Kazenel, Kara Keenan, Patty Kenny, Lauren Kent, Nan Porter & Matt Kiefer, Patricia Kinsella, Karen Kirchoff, Samuel Kuacliet, Lora Kudisch, Daniel Kunin, Andrea Kunst, Sharon Kurinsky, Beth & David Labbe, Natalie LaChall, Brigitte Lamarche, Helen Lang, Stephen Lantos, Cathy Lautenschlager, Sara Lavallee, Nicole Smith & Gareth Lawson, Michelle Lee, Ann Niederkorn & Esther Leidolf, Seth Lerman, Mary Lewis, Lucky Li, Sebastian Little, Jinning Liu, Aida Lopez, Amy Bolinder & Jochen Lorch, Michelle Lynds, Denise MacCallum, Beth & Tom Maher, Maureen Maher, Nancy Nevins & John Mahoney, Janet Malone, Eric Mandel, Virginia & Keith Marcotte, Mary Ellen Ehrenreich & Steve Marks, Nancy Marks, Susan Mascioli, Isa Mattei, Sharon Maurer, Robin Maxfield, Michele & Chuck McAfee, Isla Hunter McDade, Beth McLaughlin, Colette & Frank McLaughlin, Eileen McMahon, Emily McNeal, Patricia McSweeney, John & Maricella McTaggart, Taylor McVay, Scrambled Megs, Norman Meltz, Mary Beth Hardy & Neal Merbaum, Jordan R. Meyers, Michael Miller, Kathryn Mills, Claire Milamow, D.A. Mittell, Jr., Catherine Modica, Margaret & Kevin Moloney, Katie Li & Kyle Myrick, Carol Negus, Judy Neiswander *in honor of Charlie & Judy Fox*, Fifile Nguyen, Yuki Nishizawa, Tony Nunes *in memory of David Nunes*, Valentina Cordero & Emma O'Brien, Eileen O'Connor, Erica & Bryan O'Mahoney, Priscilla O'Reilly, Erika Pabo, Pam Wylie & Kirk Pantos, Su-Ping Pearson, Nora Pelt, Donna Pentaleri, Elizabeth Pessala *in honor of Ned Wongjiрад's birthday*, Susan Penterson, Jenna & Vitaliy Petrenko, Carol Pine *in memory of Tim Ingles*, Julia Polter, Lucy Iannotti & David Prentiss, Carol Price, Rob Primmer, Kelley & Brian Pumphret, Stephanie Putland, Angela DePace & Edward Pym, Robin Radin, Kaelin Rasmussen, Mary Rauh, Jermaine Reid, Leslie Reid, Nina Berger & Robert Reilinger,

Marty Remsen, Elaine & Michael Roche, Caryn Rogoff, Amy Coe & Carol Rohl, Ernest Romano, Christine Fischer-Rothman & Michael Rothman, Chris McGroddy & Chris Rotti, Alison Rowe, Katy Ruderman, Jack Ruske, Marcy & Sean Sacks, Rosie Sandberg, Gail Schubert, Virginia & Erich Schubert, Nancy Powell & James Scott, Scott Shaw, Pei Wu & Geno Shi, Elaine Shiang, Robert Shumsky, Teke Sieben, Candelaria Silva-Collins, Ann Sinclair, Heather Long & Jack Sinnott, Abigail Smith, Adam Smith, Andres Smith, Rhonda Smith, Barbara Solow, Denise Wallace-Spriggs & Marshall Spriggs, Donna Springs *in honor of Mary Springs*, Kristen & Harry Stants, Bridget Lynch & James Stark, Bruce Stedman, Barbara Stier, Sandra Storey, Nancy Stratton, Kymberlee Keckler & Knut Streittien, Robert Sullaway, David Summergrad, Mai Telesford, Donahue Thomas, Edith Buhs & Peter Thomson, Sierra Tilton, Jennifer Tija, Patricia Tobin, Sarah Toce, Barbara Trachtenberg, Edward Page & Marilyn Tressel, Courtney Trudell, Joanne Tuller, Susan & Vanni Vannini, Lisa Ventre, Rebecca & Robert Vercollone, Thalia Verros, Nadia Vilmont, Maria Vitagliano, Margaret Vulliez, Nancy Wagman, Melody Wei, William Weil, Sarah Kate Weiss, Paula Whalen, Sarah Whelan, Audrey & Frederick Whit, Mark Whitlock, Tamrin Willey, Kyle Williams, Laura Wulf, Pam Wylie, Elizabeth Wyman, Wanqing Xiang, Anna Youman, Ginny Zanger, Linda & Jerrold Zindler

1676 Society: Monthly Giving

Alicia & Jeff Chick, Marion Davis, Jean-Paul Ferguson, Sandy Madden & Ed Forte, Judith Hoos Fox & Charles Fox, Karen Haas & Greg Heins, Ann Niederkorn & Ester Leidolf, Alison Croney Moses & David Moses, Joanne Shaughnessy, Melony Swasey, Jessica Welch & James Maguire



Funders

Anonymous
C.F. Adams Charitable Trust
Baltimore Community Foundation
916 Foundation Fund
Barr Klarman Massachusetts Arts Initiative
The Boston Foundation
Butler's Hole East
Sands Family Fund
Shawkemo Fund
BPS Arts Expansion Initiative at EdVestors**
Cabot Family Charitable Trust
Combined Jewish Philanthropies of Greater Boston
Tzedakah Fund
(Bernard & Sue Pucker)
Eastern Bank Charitable Foundation
The Episode Foundation
Essex County Community Foundation
McCoy Family Fund
Fidelity Charitable Gift Fund
Fritze Family Fund



**Funded in part by the Massachusetts Cultural Council, a state agency.*

***Funded in part by Boston Public Schools (BPS) Arts Expansion, a multi-year effort focusing on access, equity, and quality arts learning for BPS students. The BPS Arts Expansion Fund, managed by EdVestors, is supported by the Barr Foundation, The Boston Foundation, Katie and Paul Buttenwieser, The Klarman Family Foundation, Linde Family Foundation and other individuals.*

Hoppin Family Fund
Joe Kalt & Judy Gans Foundation
Linde Family Foundation
Lawrence Madoff Charitable Fund
Massachusetts Charitable Mechanic Association
Massachusetts Cultural Council*
Robert & Susan Mayer Charitable Foundation
MENTOR Charitable Fund
Murray Family Foundation
New World Foundation
September 20th Fund
New York Community Trust
James Talcott Fund
The Plymouth Rock Foundation
Patricia C. Remmer Charitable Trust
Martha & Paul Rizzoli Family Foundation
Schwab Charitable Fund
Tauc Family Foundation
David V.N. Taylor Foundation



Business Supporters

Please support the local businesses that support us. Our business supporters create a thriving neighborhood and an active community of artisans and artists.

Ace Creative
Arborway Auto Service
Blanchard's Liquors
Boing! JP's Toy Shop
Boxed.com
Brendan Behan Pub
Derek Bloom Architects
Centre Cuts
City Bench
City Feed & Supply
Decorator's Workroom
East Boston Savings Bank
Eastern Massachusetts Guild of Woodworkers
F.L. Putnam
Fiore's Bakery
Fire Opal
Flour Baker & Café
[FoMu]
Forte Architecture + Design
Charles Fox Architect
Fresh Hair Salon
Good Boston Living
Hannah Street Consulting
Hanover Insurance Group
Hatoff's Gas Station
Helios Design Group
Il Panino Café & Grill
Isobar
Italian Pizza & Subs
Jamaica Plain Historical Society
Jamaica Plain Gazette
Jameson & Thompson Picture Framers
Johnson Paint
JP Licks
Just Out Photography
Kevin Cradock Builders
Learning by Design/Boston Society of Architects
Lyric Stage Company of Boston
The Makery
Mann & Rodgers Funeral Home
Mario's Pizzeria
Milky Way/Bella Luna
Murdock Mailing
New Leaf Flores
Non Issue Studio
Polar Beverages
Puppet Showplace Theatre
Real Deal
Robiar Massage Therapy
Rustic Spirits Margarita
Sam Adams Brewery
Taylor House Bed & Breakfast
Temple Israel
Tito's Vodka
Unlimited Sotheby's International Realty
VinnDio Salon

Staff

Administration

Abigail Norman, *Executive Director*
 Alicia Chick, *Development Officer*
 Iris Lapaix, *Development & Communications Assistant*
 Helen Lang, *Bookkeeping: Payroll/Audit*

School & Community Partnerships

Alison Croney Moses, *Program Director*
 Iris Lapaix, *Assistant Program Coordinator*
 Taylor Dean, *Assistant Program Coordinator*
 Charlotte Huffman, *Teen Arts Coordinator*
 Nalitzza Valentin, *Teen Arts Specialist*

In-House Program

Claudia Fiks, *Program Director*
 Angie Arriaga Millet, *Registrar*
 Ian Haines, *Assistant Registrar*

Facilities

Andrew Riiska, *Facilities Coordinator*
 Jasmanie Gonzalez, *Shop Assistant*
 Tam Willey, *Custodian*

Trustees

Chair Melony Swasey, *Unlimited Sotheby's International Real Estate*
 Treasurer Eric Warasta, *Moody, Lynn & Lieberman, LLC*
 Secretary Joanna Damp, *Liberty Mutual*
 Bridgit Brown, *JOIN for Justice*
 Neema Chaiban, *Goulston + Storrs PC*
 Marion Davis, *Massachusetts Immigrant & Refugee Advocacy Coalition*
 Jamie Day, *MullenLowe*
 Edward Forte, *Forte Architecture + Design*
 Karen Haas, *Museum of Fine Arts Boston*
 Aaron Krakow, *Krakow & Souris, LLC*
 Karen Smith McGarity
 Farzana Mohamed
 Dana Rashti, *AllWays Health Care*
 Jae Williams, *Emerson College*

Advisory Council

Henry Allen, *Discount Foundation (retired)*
 Drew Bagdasarian, *DRB Associates*
 Enerio "Tony" Barros, *Senior Advisor on Neighborhood Issues, City of Boston*
 Lori Smith Britton, *Community Resource Consulting*
 Raquel Cardoso
 Cornell Coley, *Coley Communications*
 Katie Connolly, *Milton Academy*
 Deirdre Day, *Smartbear*
 James Dorsey, *IHC Global Insight*
 Lee Englert, *Steppingstone Foundation*
 Fabio Fernandez, *Artist, Educator, Private Dealer*
 Nicole Fernandez
 Julio Fuentes
 Curtis Henderson, *Boston Neighborhood Network (retired)*
 William Henderson, *Henderson Elementary School (retired)*
 Devin Hill, *JP Morgan Securities*
 Andrea Howard, *West End House*
 Janet Kawada, *Massachusetts College of Art & Design (retired)*
 Jordan Krasnow, *Goulston & Storrs, PC*
 Paul Levy
 James Maguire, *Merck Family Fund*
 George Mallett, *Artists for Humanity*
 Nicole Murray
 Titilayo Ngwenya, *Fuller Craft Museum*
 Leslie Reid, *Madison Park Development Corporation*
 Michael Reiskind, *Jamaica Plain Neighborhood Council; Jamaica Pond Association*
 Molly Rubenstein, *MIT D-Lab*
 Antoinette Russell, *Eaton Vance Investment Counsel*
 Mitch Ryerson, *Ryerson Design*
 Jan Spitz, *Norman B. Leventhal Map Center (retired)*
 Sandra Storey, *Jamaica Plain & Mission Hill Gazettes (retired)*
 Robert Tuchmann, *Wilmer Cutler Pickering Hale and Dorr LP (retired)*
 Meredith Olson Wallace, *Brigham Health/Brigham & Women's Hospital*
 Thomas Welch, *Thomas F. Welch Associates*

Board Emeriti

Bob Cunha
 Braulio Felipe, *Department of Property & Construction Management, City of Boston*
 Charles Fox, *Charles Fox Architect*
 David Hodes Friedman, *Department of Architecture, Massachusetts Institute of Technology (emeritus)*
 Curdina Hill, *Clearways to Freedom*
 John Iappini, *Marathon Associates (retired)*
 Carolyn Ingles, *Shattuck Hospital (retired)*
 Ramón Martin, *Brigham & Women's Hospital*
 Marilyn Mase, *Wentworth Institute of Technology; Independent Artist*
 Bonnie McBride, *Sportsmen's Tennis & Enrichment Center (retired)*
 Kevin Moloney, *Barron & Stadfeld, PC (retired)*
 Terry Murray, *Eliot Street Capital*
 Margaret Patterson
 Asri Onur Sergici, *Hancock Whitney Bank*
 Terry Power, *The Power Company*
 Joy Silverstein, *Fresh Hair Salon (retired)*
 Mary Smoyer, *Boston Public Schools (retired)*
 Melvin Tutiven, *East Boston Savings Bank*
Organizational affiliations for identification only

Welcoming, Inclusivity & Non-Discrimination

The Eliot School welcomes students, faculty and staff of any national or ethnic origin, race, color, religion, physical ability, sexual orientation, and gender identity and expression. The school does not discriminate in admission to its programs or in their administration.

While our Amory Street classroom is handicapped accessible, the Eliot Schoolhouse is not. If you have a disability, please be in touch so that we can discuss your needs and do our best to accommodate you.

Our Partners

We are proud to cooperate with the following partners, which cross-list and co-sponsor selected Eliot School courses and exhibitions:

Arnold Arboretum of Harvard University
 Eastern Massachusetts Guild of Woodworkers
 Fuller Craft Museum
 Galatea Fine Art
 The Makery
 Museum of Fine Arts Boston



REGISTER & PAY ONLINE at eliotschool.org

by phone: Call 617.524.3313, ext. 12

by mail: Send with payment to Eliot School, PO Box 300351, Boston MA 02130

Additional forms, policies on discounts & refunds: eliotschool.org

More information: 617.524.3313, ext. 12, or info@eliotschool.org

Student's name _____

Address _____

City _____ State _____ Zip _____

Phone (day/eve/cell) _____

Email _____

New Student Returning Student Child (under 18)

Student's date of birth _____

In case of emergency: Name/Phone/Relationship to student _____

For students under age 18, please add parents' names & numbers _____

How did you hear about us?

Catalog Web Email Newspaper Word of Mouth

Our Building Other _____

Course Code	Course Name	Section/Day	Amount
Total Tuition			
Late Registration Fee: Register after 1 week before class starts, add \$5			
Applicable discount (See Policies at eliotschool.org)			
Please add my tax-deductible donation			
Total due			

Payment method:

Check to the Eliot School, enclosed

Visa MasterCard Discover AmEx

Card number _____ Exp. date _____

Name on card _____

Required:

I understand that if I withdraw two weeks or less prior to the start of a class I will not receive a refund or a credit. If I withdraw more than two weeks prior, I will receive a refund minus a \$20 cancellation fee. I understand that my registration is non-transferable.

I agree to abide by the Eliot School's code of conduct as expressed in its Core Values: eliotschool.org/about.

Signature _____

For staff use only

Check # _____ Date entered _____ Staff initial _____ Registered _____ Date rec'd _____



24 Eliot Street
PO Box 300351
Boston MA 02130

Address Service Requested



**Classes & workshops for all ages
& skill levels: Woodworking & Furniture,
Sewing, Fashion & Fiber Arts, Book Arts,
Painting, Drawing, Photography, Mixed Media**

eliotschool.org

Design: www.acecreative.biz | Cover photograph: Claudia Fiks; art by Karen Smith McGarity from Joomchi Korean Paper Art workshop with Jiyoung Chung
Illustrations: Matt Files

Non-profit
U.S. Postage
Paid
Boston, MA
Permit No. 54318